2-Jaw 장행정그리퍼

KBG series



특징

- Rack & Pinion 동기구조의 Dual Piston 방식
- 하부 Piston , 상부 Guide Rack 구조로 작동효율 증가
- 스테인레스 Piston에 네오듐 자석을 내장, 마그네틱 센서 사용가능
- Body 및 JAW에 위치결정용 Pin Hole 가공
- Guide Rack은 자석삽입용 가공이 없어 강성및 직선윤활성이 향상

형식기호

KBG - 20 K A - S80 + A93 2 - L
① ② ③ ④ ⑤ ⑥ ⑦ ⑧

① 시리즈

KBG	Kcc Basic Gripper

② 실린더 직경

제품명	KBG-12	KBG-16	KBG-20	KBG-30
실린더 직경	2xΦ12	2xΦ16	2xΦ20	2xΦ30

③ 제품 종류

K	신형구조의 KCC 독자모델 제품
J	구형 구조 호환(Just fit)용 제품

④ JAW 부착방향

A	종방향(縱方向) JAW 부착 : 표준
B	횡방향(橫方向) JAW 부착 (90° 회전)

※ B 형은 에어포트의 Open,Close 가 변경되며 축간거리의 차이로 JAW의 부착위치가 달라서 KBG-□□ JB의 경우 타 회사의 B 형과 치수가 일치하지 않습니다

⑤ 장행정 옵션기호 (표준행정은 생략가능)

제품명	KBG-12	KBG-16	KBG-20	KBG-30
무기호(표준행정)	(20)	(30)	(40)	(60)
S(옵션행정)	40	60	80	120

※ 행정 확대 제품은 가이드랙의 치절부가 외부로 돌출되므로 이물질등의 혼입이나 손가락등의 끼임에 주의바랍니다

⑥ 오토스위치(마그네틱 센서) 종류

유접점		무접점	
주문기호	제품명	주문기호	제품명
A90	D-A90K	F9N(V)	D-F9N(V)K
A93	D-A93K	F9P(V)	D-F9P(V)K
A96	D-A96K	F9B(V)	D-A9B(V)K
A93S	D-A93K-S	F9N(V)S	D-F9N(V)K-S
		F9P(V)S	D-F9P(V)K-S
		F9B(V)S	D-A9B(V)K-S

※ 기호 S 추가제품은 본체재질이 Steel로 미려하고 견고한 외관에 IP67 등급을 보유한 제품입니다.

⑦ 오토스위치(마그네틱 센서) 수량

⑧ 추가옵션 기록 (기호를 복합해서 표기가능)

1.무기호 : 표준

2. L : Piston & Guide rod 체결부에 진동에 의한 풀림 방지용 와셔를 추가하며 이때 볼트 머리부는 JAW 외곽면보다 돌출 됩니다

3. P : Piston을 편로드형으로 제작하여 Open시 힘을 증가시킨 제품(준비중)

※ 추가옵션사항은 지속적으로 업데이트 되며 본사에 문의 바랍니다

제품사양

항 목 \ 제 품	KBG-12	KBG-16	KBG-20	KBG-30	단 위	참 고 사 항
사용 유체	청정 공기					
사용 압력범위	0.3~0.7 [MPa] / 3 ~ 7 [kgf / ㎠]					
주위 허용온도	0 ~ 60				℃	
급유	불필요 (급유시 터빈유 1종 [ISO VG32] 상당)					
개폐 범위	2x10	2x15	2x20	2x30	mm	2xJAW 1개의 행정
제품 중량	0.32	0.53	1.21	2.83	kg	
관 접속구경	M5			Rc(PT) 1/8		
공기 소비량	3	9	16.1	60.7	CC	
최대 작용점 거리	40	60	80	120	mm	
연속 사용 횟수	60	50	50	40	회 / 분	
반복 정밀도	±0.1 (초기 100회 작동후) / ±0.2 (100 만회 작동후)				mm	
파지력	$\frac{124.0 \times P}{1 + 0.009 \times L}$	$\frac{222.9 \times P}{1 + 0.008 \times L}$	$\frac{299.9 \times P}{1 + 0.006 \times L}$	$\frac{754.7 \times P}{1 + 0.004 \times L}$	N	P = MPa / L = mm

KBG series

제품 구조도

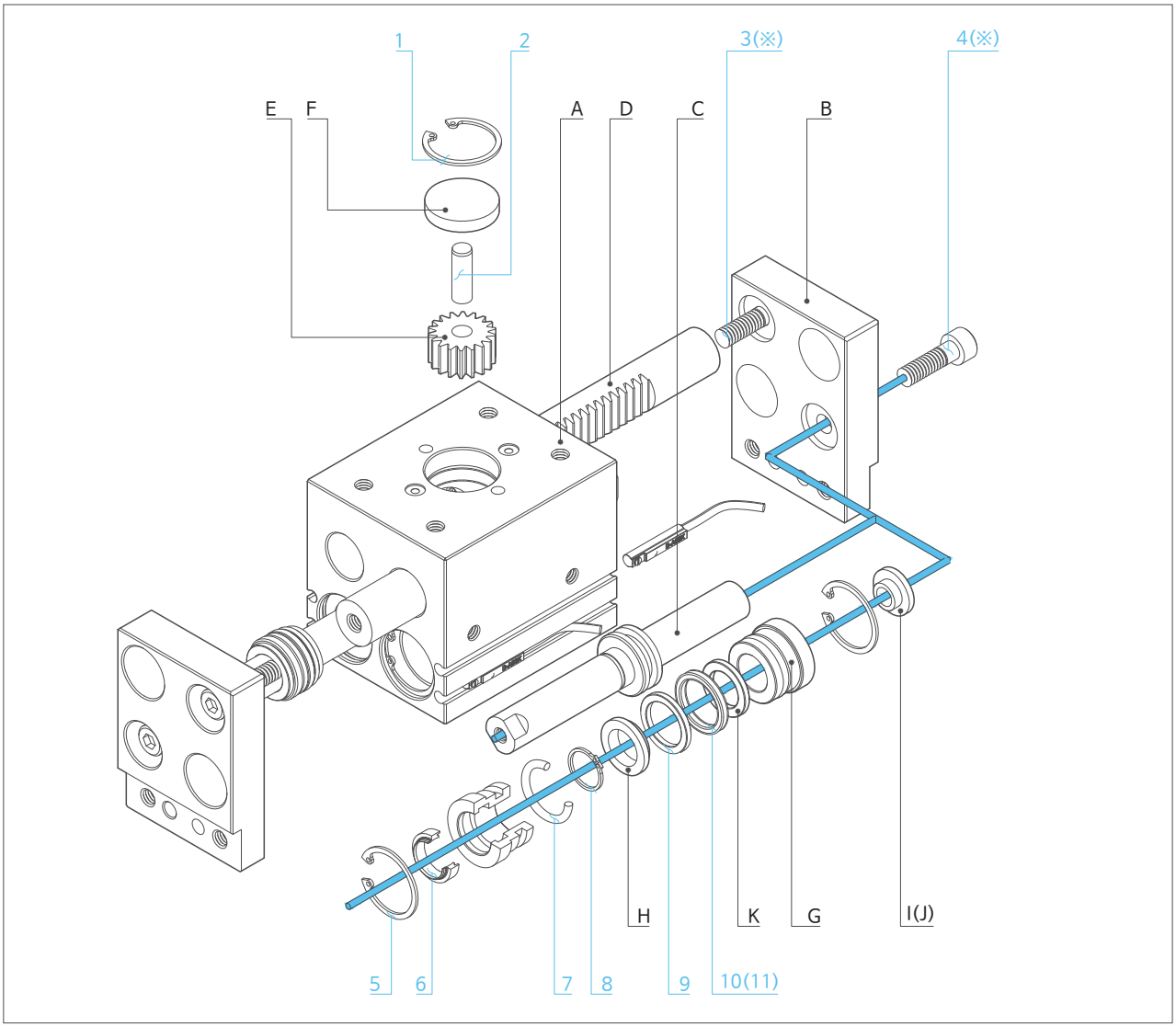

부품 사양

	부 품 명	재 질	비 고
A	GRIPPER BODY	알루미늄 합금	경질 아노다이징
B	JAW	알루미늄 합금	흑색 아노다이징
C	PISTON	스테인레스 합금	
D	GUIDE RACK	합금강	경질 크롬도금
E	PINION	합금강	질화 열처리
F	HINGE COVER	스테인레스 합금	
G	ROD COVER	동합금	
H	MAGNET COVER	알루미늄 합금	
I	PISTON HOLDER	스테인레스 합금	
J	RACK HOLDER	스테인레스 합금	
K	DAMPER	우레탄 러버	
L			
M			

	부 품 명	비 고
1	SNAP RING	
2	DOWEL PIN	SCM445
3	GUIDE RACK 체결볼트	
4	PISTON 체결볼트	
※	풀림 방지용 와셔	L-추가옵션
5	SNAP RING	
6	DUST SEAL	KBG-12는 ROD PACKING
7	O-RING (ROD COVER)	
8	SNAP RING (축용)	
9	네오듐 자석	
10	PISTON PACKING	
11	WEAR RING	KBG-30에만 적용
12		

KBG-12

외형 치수도 | KBG-12KA(B) : 표준형

◈ KBG-12KA (표준-A)

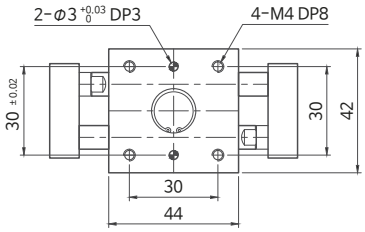

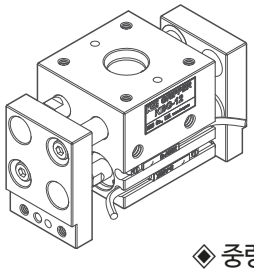

◈ 중량 : 0.32 kg

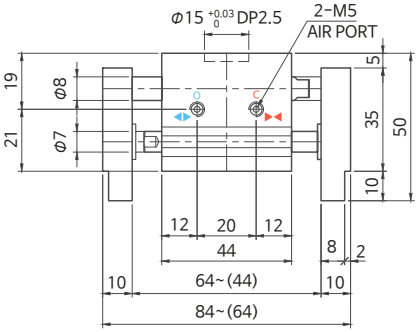

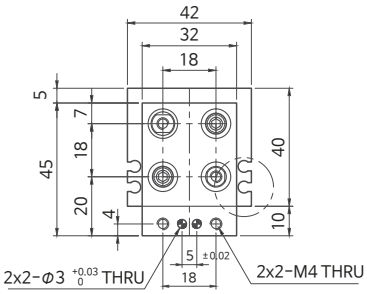

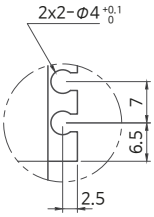

◈ KBG-12KB

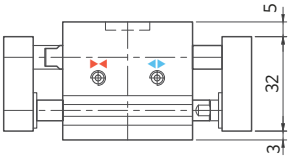

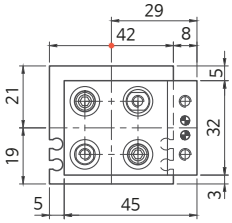

◈ 압력=0.5 / 0.7 [MPa] 일때의 파지력 [N]

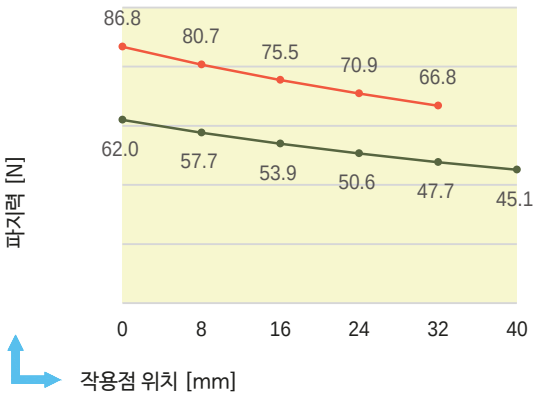

◈ 압력=0.5 [MPa] 일때의 사용조건별 대상물 중량 [kg]

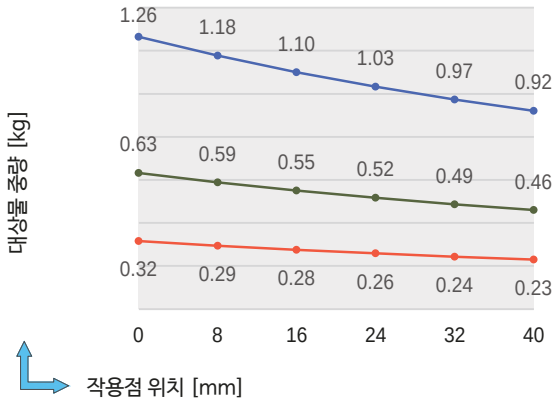

● 사용조건 : — 고정 또는 저속 이동
— 직선 운동등의 일반적인 감,가속
— 로봇선단 부착이나 회전등의 급격한 감가속

KBG-12

외형 치수도 | KBG-12 : 옵션형

◈ KBG-12JA (구형옵션-A)

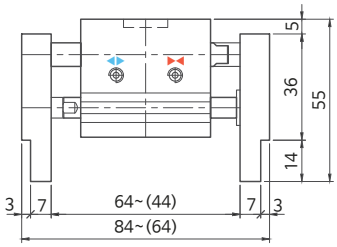

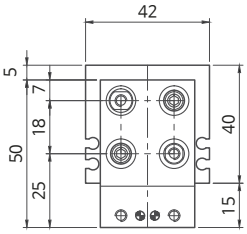

◈ KBG-12JB (구형옵션-B)

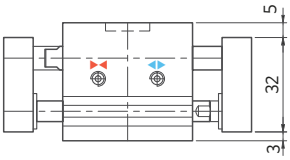

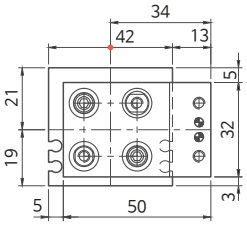

◈ 중량 : 0.33 kg

◈ KBG-12KA-S40 (행정 확대-A)

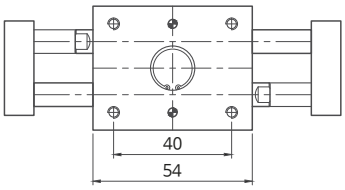

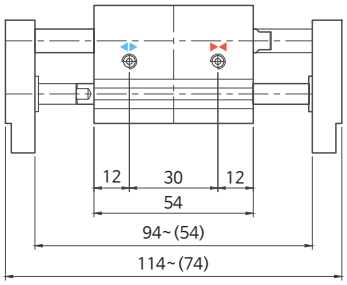

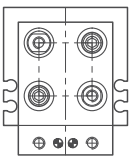

◈ KBG-12KB-S40

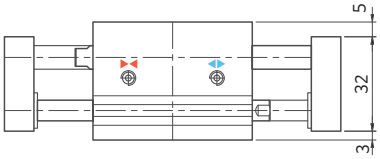

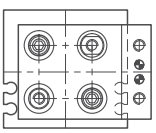

◈ 중량 : 0.38 kg

KBG-16

외형 치수도 | KBG-16KA(B) : 표준형

◈ KBG-16KA (표준-A)

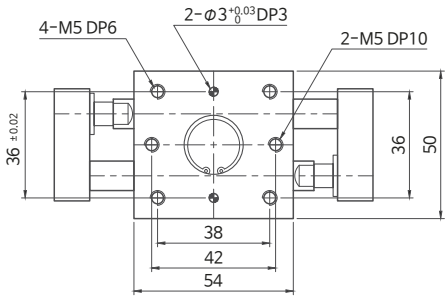

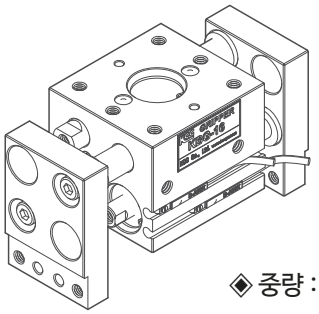

◈ 중량 : 0.53 kg

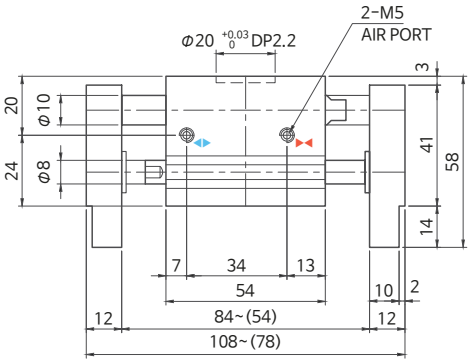

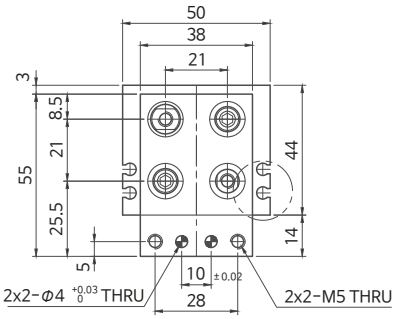

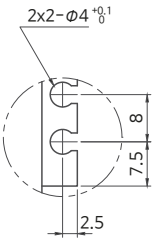

◈ KBG-16KB

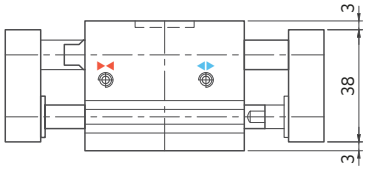

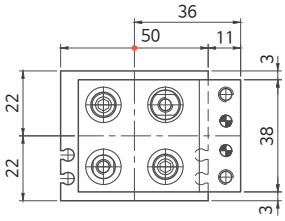

◈ 압력=0.5 / 0.7 [MPa] 일때의 파지력 [N]

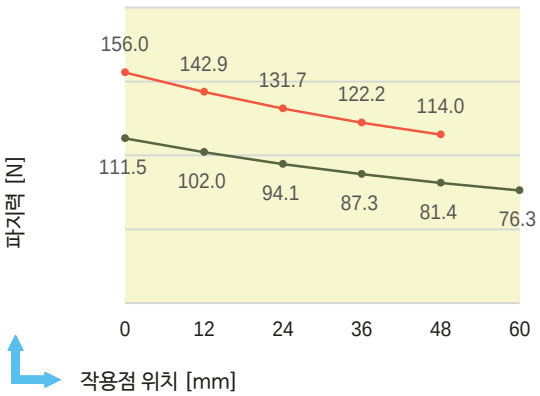

◈ 압력=0.5 [MPa] 일때의 사용조건별 대상물 중량 [kg]

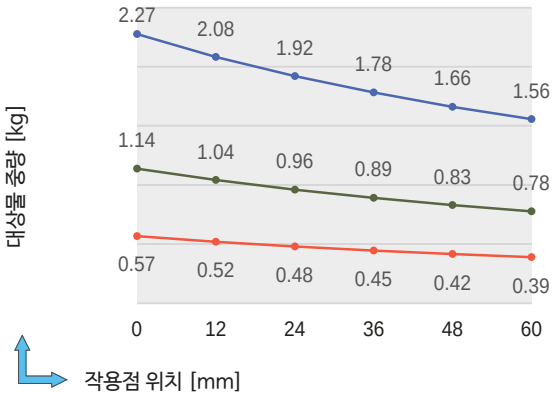

● 사용조건 : — 고정 또는 저속 이동
— 직선 운동등의 일반적인 감,가속
— 로봇선단 부착이나 회전등의 급격한 감가속

KBG-16

외형 치수도 | KBG-16 : 옵션형

◈ KBG-16JA (구형옵션-A)

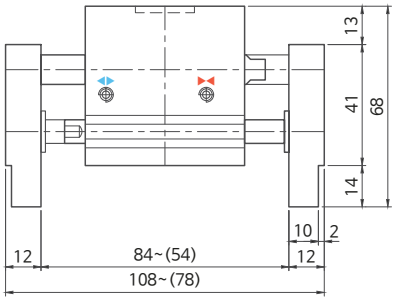

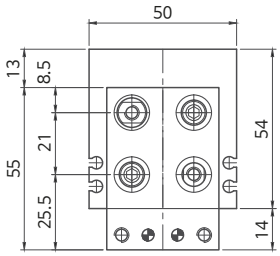

◈ KBG-16JB (구형옵션-B)

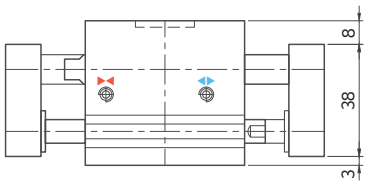

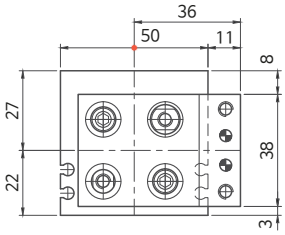

◈ 중량 : kg

◈ KBG-16KA-S60 (행정 확대-A)

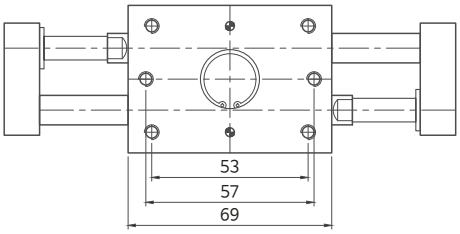

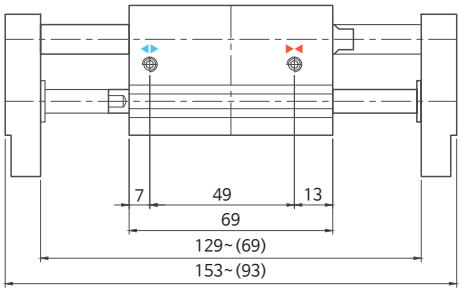

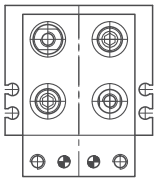

◈ KBG-16KB-S60

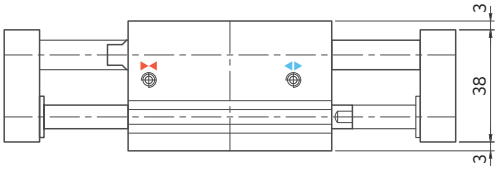

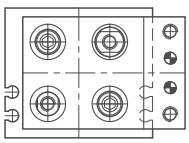

◈ 중량 : kg

KBG-20

외형 치수도 | KBG-20KA(B) : 표준형

◈ KBG-20KA (표준-A)

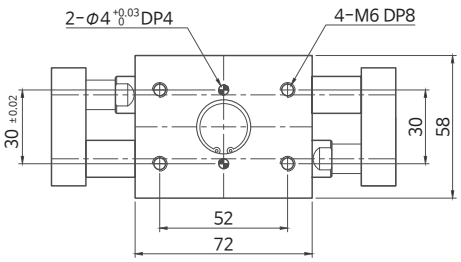

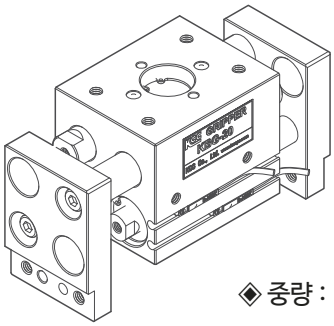

◈ 중량 : 1.21 kg

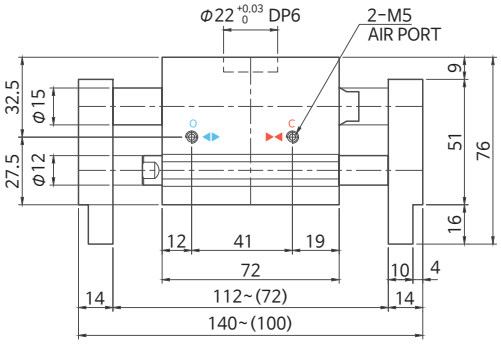

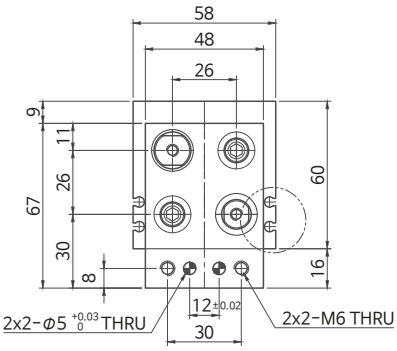

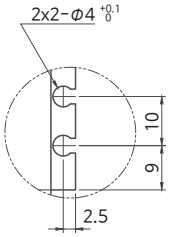

◈ KBG-20KB

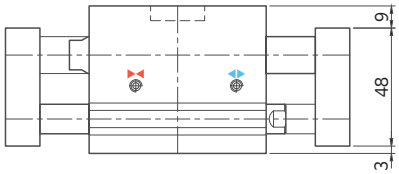

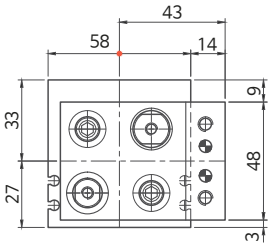

◈ 압력=0.5 / 0.7 [MPa] 일때의 파지력 [N]

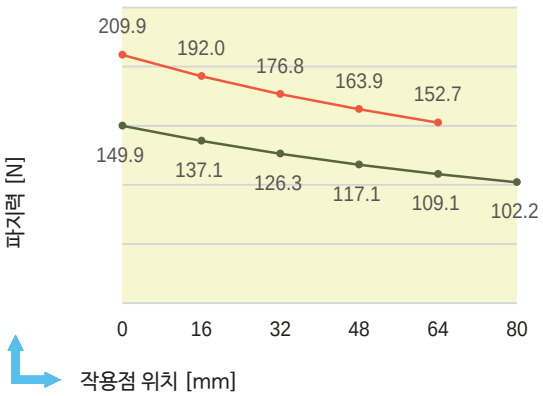

◈ 압력=0.5 [MPa] 일때의 사용조건별 대상물 중량 [kg]

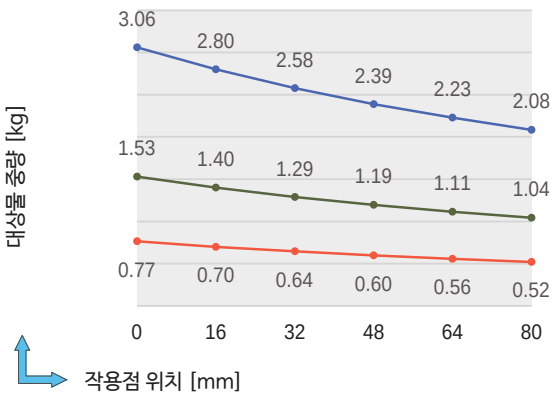

● 사용조건 : 고정 또는 저속 이동
직선 운동등의 일반적인 감,가속
로봇선단 부착이나 회전등의 급격한 감가속

KBG-20

외형 치수도 | KBG-20 : 옵션형

◈ KBG-20JA (구형옵션-A)

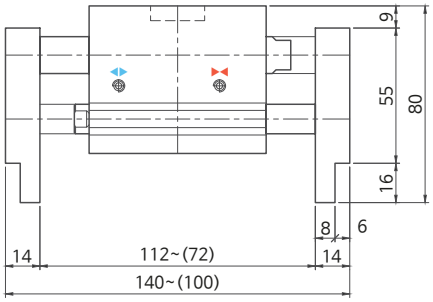

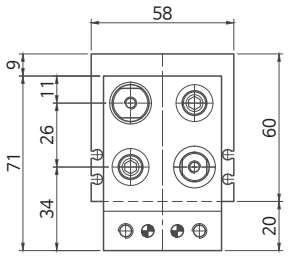

◈ KBG-20JB (구형옵션-B)

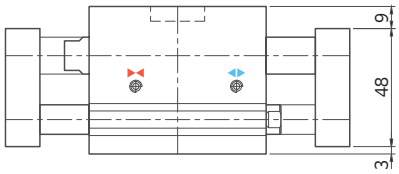

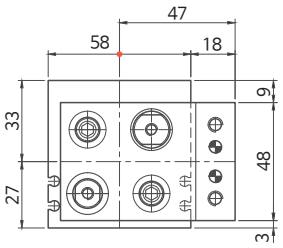

◈ 중량 : kg

◈ KBG-20KA-S80 (행정 확대-A)

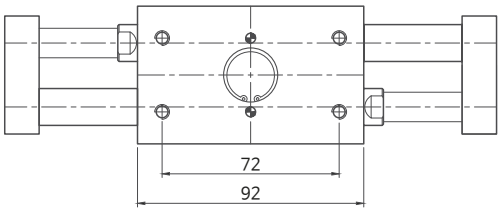

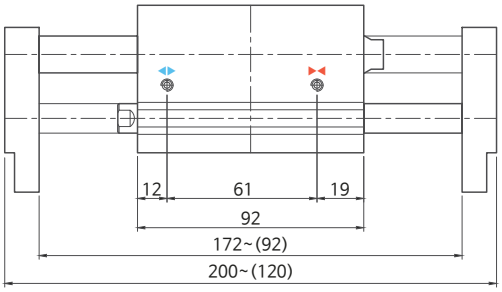

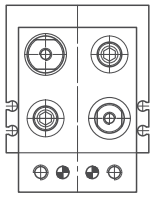

◈ KBG-20KB-S80

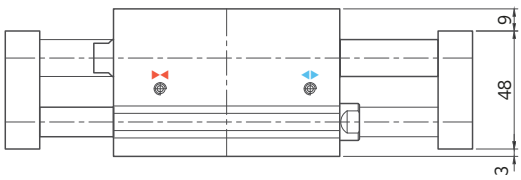

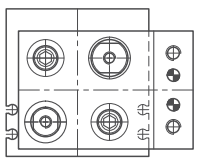

◈ 중량 : kg

KBG-30

외형 치수도 | KBG-30KA(B) : 표준형

◈ KBG-30KA (표준-A)

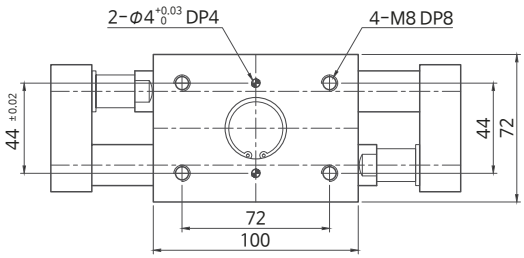

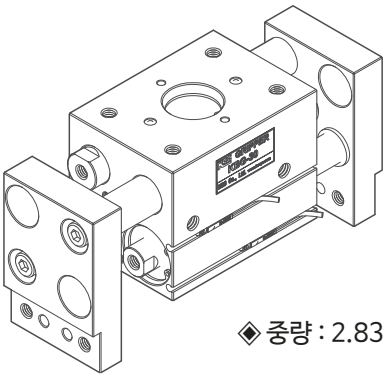

◈ 중량 : 2.83 kg

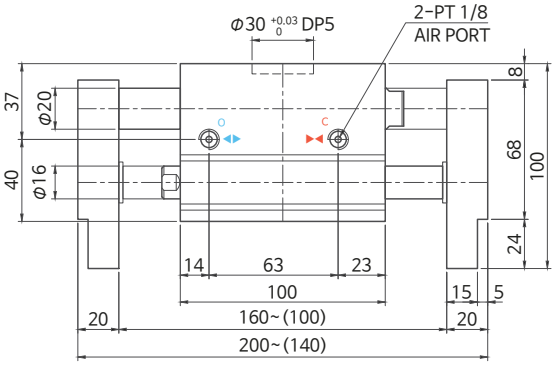

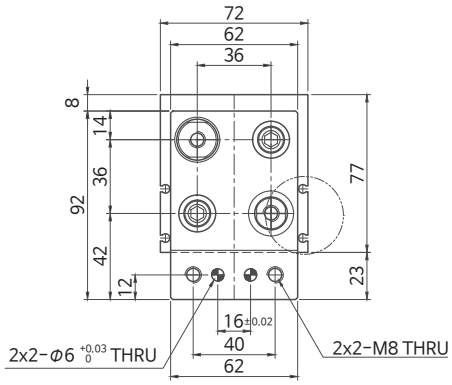

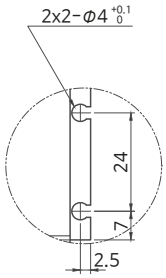

◈ KBG-30KB

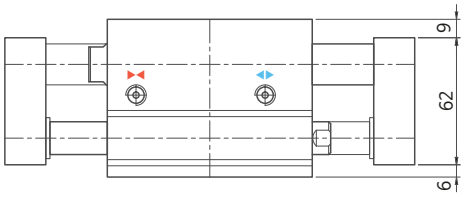

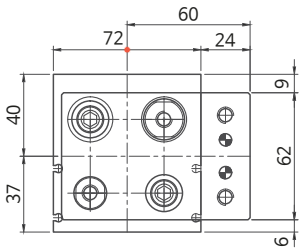

◈ 압력=0.5 / 0.7 [MPa] 일때의 파지력 [N]

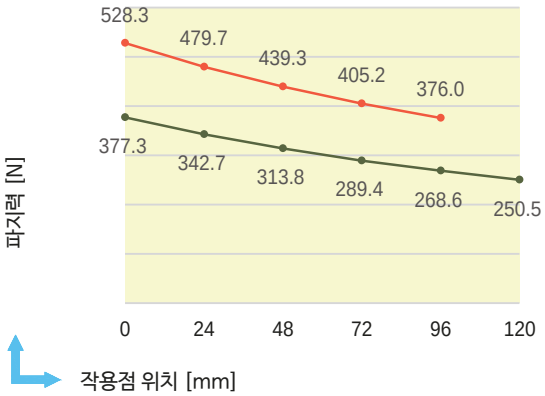

◈ 압력=0.5 [MPa] 일때의 사용조건별 대상물 중량 [kg]

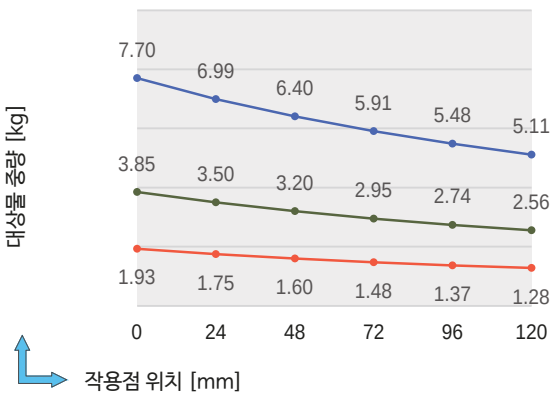

● 사용조건 : 고정 또는 저속 이동
직선 운동등의 일반적인 감,가속
로봇선단 부착이나 회전등의 급격한 감가속

KBG-30

외형 치수도 | KBG-30 : 옵션형

◈ KBG-30JA (구형옵션-A)

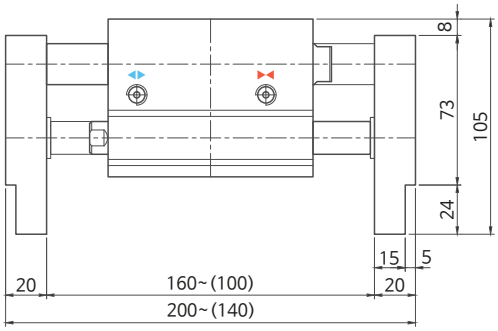

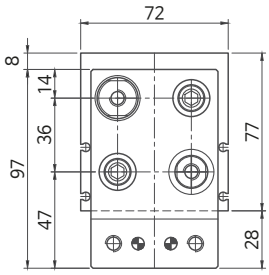

◈ KBG-30JB (구형옵션-B)

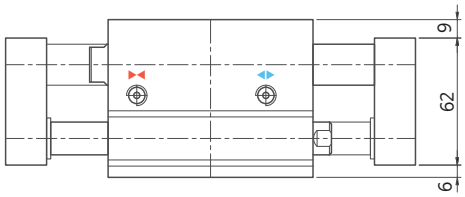

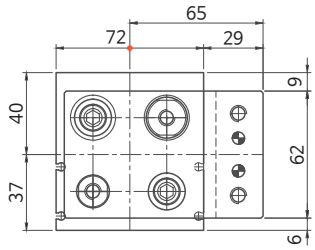

◈ 중량 : 2.86 kg

◈ KBG-30KA-S120 (행정 확대-A)

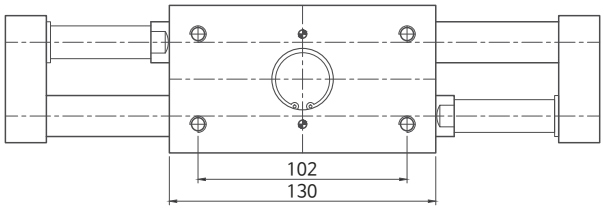

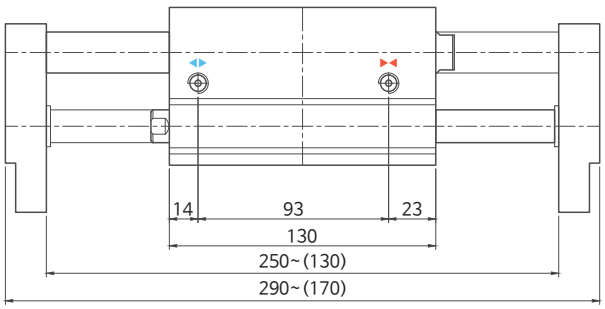

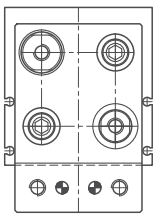

◈ KBG-30KB-S120

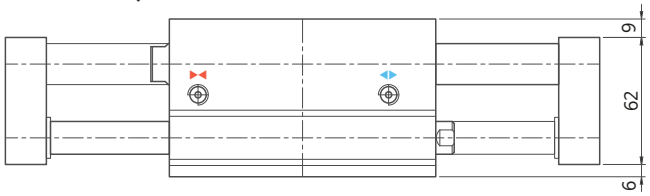

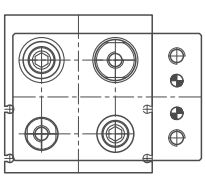

◈ 중량 : 3.57 kg