USER'S MANUAL — Weatherproof Bullet Camera

CAUTION

RISK OF ELECTRIC SHOCK
DO NOT OPEN

CAUTION : TO REDUCE THE RISK OF ELECTRIC SHOCK,
DO NOT REMOVE COVER
NOT USER SERVICEABLE PARTS INSIDE
REFER SERVICING TO QUALIFIED SERVICE PERSONNEL

Dimensions

Part name & Dimension

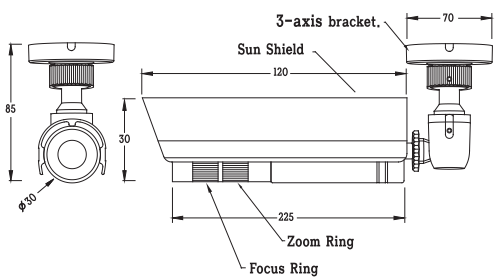

Accessories

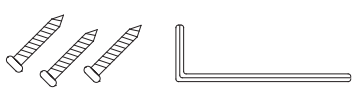

3 Screws Wrench

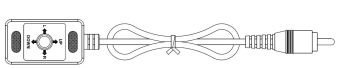

OSD Cable

Installation

Step.1

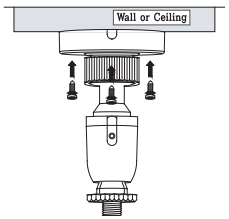

Fixing bracket at desired place

Step.2

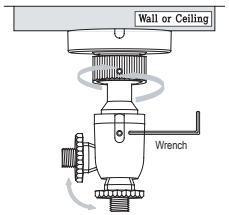

Adjust view angle with 3-axis bracket

Step.3

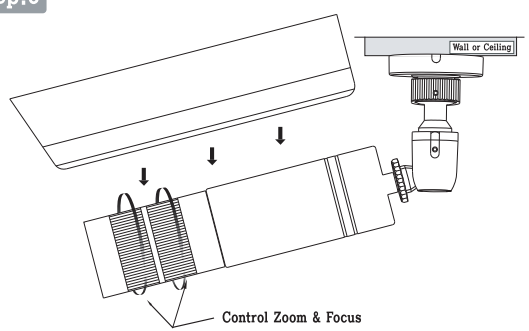

adjust Zoom & Focus, Push a sunsheld on the top

Cable

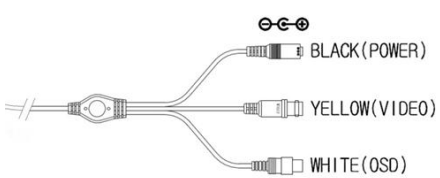

CAUTION ! Please use regulated power supply DC12V 500mA
Reverse Polarity Protection

Features

- 1/3" Sony Super HAD II Color CCD (960H)
- 700 TV Lines of Resoution
- 3 DNR & Sense-up (Factory set x10, Max. x256)
- D-WDR for clear vivid pictures where strong back-lighting occurs
- 12Vdc (non-polarity)
- F-DNR
- Motion detection & Privacy zone
- 3-Axis Concealed bracket
- Built in OSD Menu
- Weatherproof IP-66 Compliant

Specifications

TV System		NTSC	PAL
Number of Pixels	H	976	976
	V	494	582
Scanning Frequency	H	15.734KHz	15.625KHz
	V	59.94Hz	50Hz
Horizontal Resolution		Color : 700 TV Lines	
Image Pick-UP Device		1/3" Sony Super HAD Ⅱ Color CCD	
Scanning System		2:1 Interlace	
S/N Ratio (AGC Off)		More than 50dB	
Min. Sensitivity		0.001 Lux - (Sens-up ON)	
Gamma Correction		0.45 Approx.	
Gain Control		Automatic	
Functions		F-DNR, Digital Zoom, Motion Detection Privacy Zone, 3DNR, DIS, Mirror	
Video Output		Video 1.0Vp-p/75	
Lens		3.5~16mm V/F lens	
Power Source		12VDC (Non-polarity)	
Power Sonsumption		Max 2Watt (100mA)	
Operating Temp.		-10℃ ~ +50℃	
Dimensions (mm)		30pi x113mm	
Cable		BNC / DC /OSD Jack Cable	
Weight/g		360g	

All specification and pictures are subject to change without notice to imporve quality.