SPS/S-CV2

Automatic Cap Visor Quilting Machine

SPS / S - C V 2

- SPS — Sunstar Pattern System
- S — Special
- C — Cap
- V — Visor
- 2 — Second

Specification

Model		SPS/S-CV2
Sewing Speed		Max. 1500 spm (Stitch Length : 3mm or below)
Stitch Length		0.1~12.7mm
Needle Bar Stroke		41.2mm
Needle		DP×17 , DP×15
Transfer Range(X-Y)		220mm×160mm
Presser Foot Stroke		Standard 4mm(0.7~7mm)
Height of Presser Foot		22mm
Hook		Full rotary large hook
Memory Device		3.5" floppy disk (2HD) storage : Max. 691 patterns / diskette
Safety Device	Emergency Stop Function	Emergency stop during sewing
	Max. Speed Limit	Speed can be controlled at the range from 180 to 2500 spm with the external controlling switch
Pattern Selection Function		Choose desired pattern numbers from 0 to 999
Thread Trimming		Rotary mes thread trimming
Memory Backup		Work points are stored in memory when sewing is stalled due to power outage
2nd Original Point Function		Set the needle position during sewing by using jog key
Main Motor		Upper-shaft drive motor : 500W Servo motor
		X-Y motor : Step motor
Voltage		Rated voltage ±10%, 50/60㎐
Power Consumption		600VA
Used Air Pressure		5.5kgf/㎠(0.49~0.54㎫)

*Specifications and appearance are subject to change for the improvement of products without prior notice.

OVERSEAS MARKETING DIVISION

#178-212, GAJWA-DONG, SEO-GU,
INCHEON, KOREA
TEL: 82-32-580-5741~60 FAX: 82-32-584-3025~6

OVERSEAS NETWORK

SUNSTAR U.S.A INC
TEL: 1-305-591-9596 FAX: 1-305-591-0661

SUNSTAR SAO PAULO OFFICE
TEL: 55-11-3362-3434 FAX: 55-11-3362-3444

SUNSTAR MACHINERY EUROPE GMBH
TEL: 43-2236-660-229 FAX: 43-2236-660-2293

SUNSTAR MACHINERY (SINGAPORE)PTE LTD
TEL: 65-6341-5015 FAX: 65-6341-5016

OVERSEAS NETWORK

SUNSTAR MACHINERY(SHANGHAI) CO.,LTD.
TEL: 86-21-6957-6308~6312 FAX: 86-21-6957-6093

SUNSTAR MACHINERY(SHANGHAI) BRANCH
TEL: 86-21-6353-8684 FAX: 86-21-6353-8684-210

SUNSTAR QINGDAO BRANCH
TEL: 86-532-6691-1236 FAX: 86-532-6691-2262

SUNSTAR JIANGSU OFFICE
TEL: 86-25-8459-4758 FAX: 86-25-8459-4408

SUNSTAR ZHEJIANG OFFICE
TEL: 86-571-8577-9477 FAX: 86-571-8577-9478

SUNSTAR BEIJING OFFICE
TEL: 86-10-6927-6038 FAX: 86-10-6927-6462

SUNSTAR DONGGUAN BRANCH
TEL: 86-769-2234-4043 FAX: 86-769-2234-4042

SUNSTAR FUJIAN BRANCH
TEL: 86-595-8859-8871 FAX: 86-595-8859-8872

SUNSTAR ANHUI OFFICE
TEL: 86-551-424-5527 FAX: 86-551-424-5527

SUNSTAR WUHAN OFFICE
TEL: 86-27-8375-3080 FAX: 86-27-8375-0371

SUNSTAR JAKARTA BRANCH OFFICE
TEL: 62-21-4586-5839 FAX: 62-21-4586-5840

SUNSTAR BANGLADESH OFFICE
TEL: 88-02-881-9153 FAX: 88-02-883-5707

INDIA BRANCH OFFICE, BANGALORE
TEL: 91-80-4126-3677 / 4149 6803
FAX: 91-80-4126-3126

INDIA BRANCH OFFICE, DELHI
TEL: 91-11-4057-4207/4208/4209
FAX: 91-11-1264-8280

SUNSTAR HOCHIMINH BRANCH OFFICE
TEL: 84-8-592-3703 FAX: 84-8-592-3704

SUNSTAR HANOI BRANCH OFFICE
TEL: 84-4-783-1446 FAX: 84-4-783-1447

WEB - SITE

http://www.sunstar.co.kr

E - MAIL

marketing@sunstar.co.kr

SUNSTAR MACHINERY CO., LTD.

Registered ISO 9001:2000

127-A



SPS/S-CV2

Automatic Cap Visor Quilting Machine

Find your Solution

SunStar®

SPS/S-CV2



Automatic Cap Visor Quilting Machine

Find your Solution

Automatic Cap Visor Quilting Machine developed through the advanced technology of SunStar

>> Direct drive method

Direct Drive System Provides Excellent Responsiveness and Comfortable Working Environment



- Direct Drive System, newly developed by SunStar, means the motor is attached to the machine head directly. As the system connects the AC Servo motor to the upper shaft using the coupling, the machine provides improved responsiveness and upgraded stopping accuracy so it is optimum for high quality sewing.
- Since the V-belt is removed, vibration and noise are reduced. So the machine offers comfortable working environment, high productivity and low electric power consumption.
- In addition, the durability of the machine is greatly improved since there is no radial load from the V-belt.
- Direct drive system makes the installation job much easier and offers safe working environment.

>> Cap Visor



Patent
The optical film for detecting synchro signals and the connected motor control device

Various Sizes of Cap Visor Handling
The simple adjustment of the clamp makes it possible to handle different sizes of cap visors, enhancing the usability of the machine.

Easy Lower Feed Plate Replacement
The feed plate can be replaced by adjusting the hand lever. Therefore, feed plate replacement-related work efficiency has been improved.



Automatic Creation of Cap Visor Design
Based on the one line created by the user, the remaining lines can be automatically created, making line creation very easy.



Easy and Simple Operation

- It's very convenient because operator can check data input error and thread cut right away on the monitor.
- Even though you are a amateur, you can use the machine comfortably owing to the dialogue type Operation Panel.
- You can save data input time by using shortcut button for frequently using function.
- Because Operation Panel is movable, it's very comfortable for operator to make a design.

Wonderful Input & Output

- Input for line, arc, spline and circle is very simple.
- Many kinds of stitches like as zig-zag, offset, automatic backtack, double forward/backward, condensing and overlapping stitches can be done very easily.
- You can do jobs like transfering, copying, removing and symmetrizing by easy operation.
- You can change the sewing and jumping speed even though machine is working.
- You can select any kind of design and input data just by selecting function code.



>> Rotary large hook Rotary thread trimmer

The adoption of large hook makes frequent bobbin exchange unnecessary during sewing, thereby enhancing productivity. The Rotary Mes-type thread trimmer is simple in structure and easy to use.





>> Lower Thread Winding

The bobbin winder attached to the upper part of the machine can be used to wind the lower thread.



>> Increased safety

The machine operation and emergency switches are located at the same place, so that their prompt and convenient use is possible.



>> Y-Rail Guard

The Y-rail guard and the dust screen can protect the user from accidents and prevent damage to the Y-rail and the Y-timing belt.



>> Optimal X-Y Mechanism

The adoption of the gantry type X-Y mechanism guarantees easy maintenance and reliable X-Y feed.

High Feed Flate Type by Visor Outline Size

Sewing Scope \ High Feed Plate Type		A	B	C
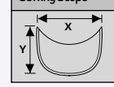	X	182mm~202mm	170mm~190mm	165mm~180mm
	Y	136mm~160mm	120mm~144mm	108mm~130mm