Snubber
Model : A050

Spec. sheet no. AD00-05

Service intended
It is a used for suppressing the effect of pressure pulse and pressure spike. It features the adjustable needle valve to restrict the flow as operating conditions may demand.

CRN

Standard features
Max. working pressure
Stainless steel : Up to 160 MPa, at 20 ºC, G½"



ASME B1.1 Appendix B
Max. working temperature : -10 to 120 ºC

※ This product's Max. working temperature could be varied depending on its working pressure and temperature.

Main order — Ordering information

1. Base model

A050	Snubber

2. Unused type

A	None

3. Material

D	316SS
F	316L SS
Z	Other

4. Gauge connection size

0	¼"
1	⅜"
2	½"
9	Other

5. Gauge connection type

A	PF (F)
B	PT (F)
C	NPT (F)
Z	Other

6. Process connection size

B	¼"
C	⅜"
D	½"
Z	Other

7. Process connection type

G	PF (M)
H	PT (M)
J	NPT (M)
Z	Other

8. Unused character

A0000	None

Sample ordering code

1	2	3	4	5	6	7	8
A050	**A**	**D**	**0**	**A**	**C**	**G**	**A0000**

© WISE Control Inc. All rights reserved. ALL PRODUCT, PRODUCT SPECIFICATIONS AND DATA ARE SUBJECT TO CHANGE WITHOUT NOTICE TO IMPROVE RELIABILITY, FUNCTION OR DESIGN OR OTHERWISE.

A050 : Type of mounting

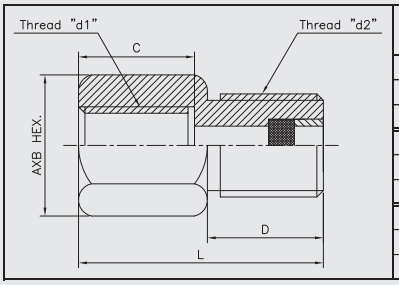

d1	d2	d1 x d2	L	C	D	AXB HEX.	Ordering code (7th and 10th characters)
PF1/4	PF1/4	PF1/4 X PF1/4	36	16	16	19X21.9	0ABG
PF1/4	PF3/8	PF1/4 X PF3/8	40		18		0ACG
PF1/4	PF1/2	PF1/4 X PF1/2	42		20	27X31.2	0ADG
PF3/8	PF1/4	PF3/8 X PF1/4	39	18	16	27X31.2	1ABG
PF3/8	PF3/8	PF3/8 X PF3/8	41		18		1ACG
PF3/8	PF1/2	PF3/8 X PF1/2	43		20		1ADG
PF1/2	PF1/4	PF1/2 X PF1/4	40	20	16	27X31.2	2ABG
PF1/2	PF3/8	PF1/2 X PF3/8	42		18		2ACG
PF1/2	PF1/2	PF1/2 X PF1/2	44		20		2ADG

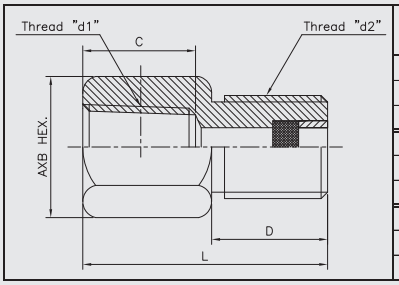

d1	d2	d1 x d2	L	C	D	AXB HEX.	Ordering code (7th and 10th characters)	
							NPT TYPE	PT TYPE
PF1/4	(N)PT1/4	PF1/4 X (N)PT1/4	36	16	14	19X21.9	0ABJ	0ABH
PF1/4	(N)PT3/8	PF1/4 X (N)PT3/8	38		16		0ACJ	0ACH
PF1/4	(N)PT1/2	PF1/4 X (N)PT1/2	40		18	27X31.2	0ADJ	0ADH
PF3/8	(N)PT1/4	PF3/8 X (N)PT1/4	38	18	14	27X31.2	1ABJ	1ABH
PF3/8	(N)PT3/8	PF3/8 X (N)PT3/8	40		16		1ACJ	1ACH
PF3/8	(N)PT1/2	PF3/8 X (N)PT1/2	42		18		1ADJ	1ADH
PF1/2	(N)PT1/4	PF1/2 X (N)PT1/4	38	20	14	27X31.2	2ABJ	2ABH
PF1/2	(N)PT3/8	PF1/2 X (N)PT3/8	40		16		2ACJ	2ACH
PF1/2	(N)PT1/2	PF1/2 X (N)PT1/2	42		18		2ADJ	2ADH

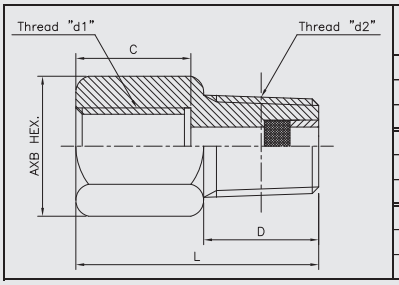

d1	d2	d1 x d2	L	C	D	AXB HEX.	Ordering code (7th and 10th characters)	
							NPT TYPE	PT TYPE
(N)PT1/4	PF1/4	(N)PT1/4 X PF1/4	37	14	16	19X21.9	0CBG	0BBG
(N)PT1/4	PF3/8	(N)PT1/4 X PF3/8	39		18		0CCG	0BCG
(N)PT1/4	PF1/2	(N)PT1/4 X PF1/2	41		20	27X31.2	0CDG	0BDG
(N)PT3/8	PF1/4	(N)PT3/8 X PF1/4	39	16	16	27X31.2	1CBG	1BBG
(N)PT3/8	PF3/8	(N)PT3/8 X PF3/8	41		18		1CCG	1BCG
(N)PT3/8	PF1/2	(N)PT3/8 X PF1/2	43		20		1CDG	1BDG
(N)PT1/2	PF1/4	(N)PT1/2 X PF1/4	41	18	16	27X31.2	2CBG	2BBG
(N)PT1/2	PF3/8	(N)PT1/2 X PF3/8	43		18		2CCG	2BCG
(N)PT1/2	PF1/2	(N)PT1/2 X PF1/2	45		20		2CDG	2BDG

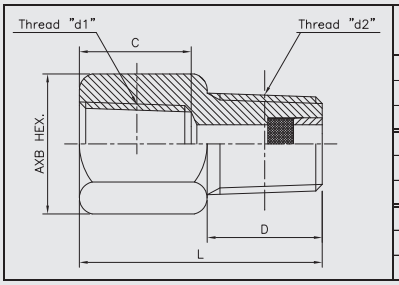

d1	d2	d1 x d2	L	C	D	AXB HEX.	Ordering code (7th and 10th characters)	
							NPT TYPE	PT TYPE
(N)PT1/4	(N)PT1/4	(N)PT1/4 X (N)PT1/4	34	14	14	19X21.9	0CBJ	0BBH
(N)PT1/4	(N)PT3/8	(N)PT1/4 X (N)PT3/8	36		16		0CCJ	0BCH
(N)PT1/4	(N)PT1/2	(N)PT1/4 X (N)PT1/2	38		18	27X31.2	0CDJ	0BDH
(N)PT3/8	(N)PT1/4	(N)PT3/8 X (N)PT1/4	36	16	14	27X31.2	1CBJ	1BBH
(N)PT3/8	(N)PT3/8	(N)PT3/8 X (N)PT3/8	38		16		1CCJ	1BCH
(N)PT3/8	(N)PT1/2	(N)PT3/8 X (N)PT1/2	40		18		1CDJ	1BDH
(N)PT1/2	(N)PT1/4	(N)PT1/2 X (N)PT1/4	40	18	14	27X31.2	2CBJ	2BBH
(N)PT1/2	(N)PT3/8	(N)PT1/2 X (N)PT3/8	42		16		2CCJ	2BCH
(N)PT1/2	(N)PT1/2	(N)PT1/2 X (N)PT1/2	44		18		2CDJ	2BDH