HANKOOK TOWER CRANE

HKL1250

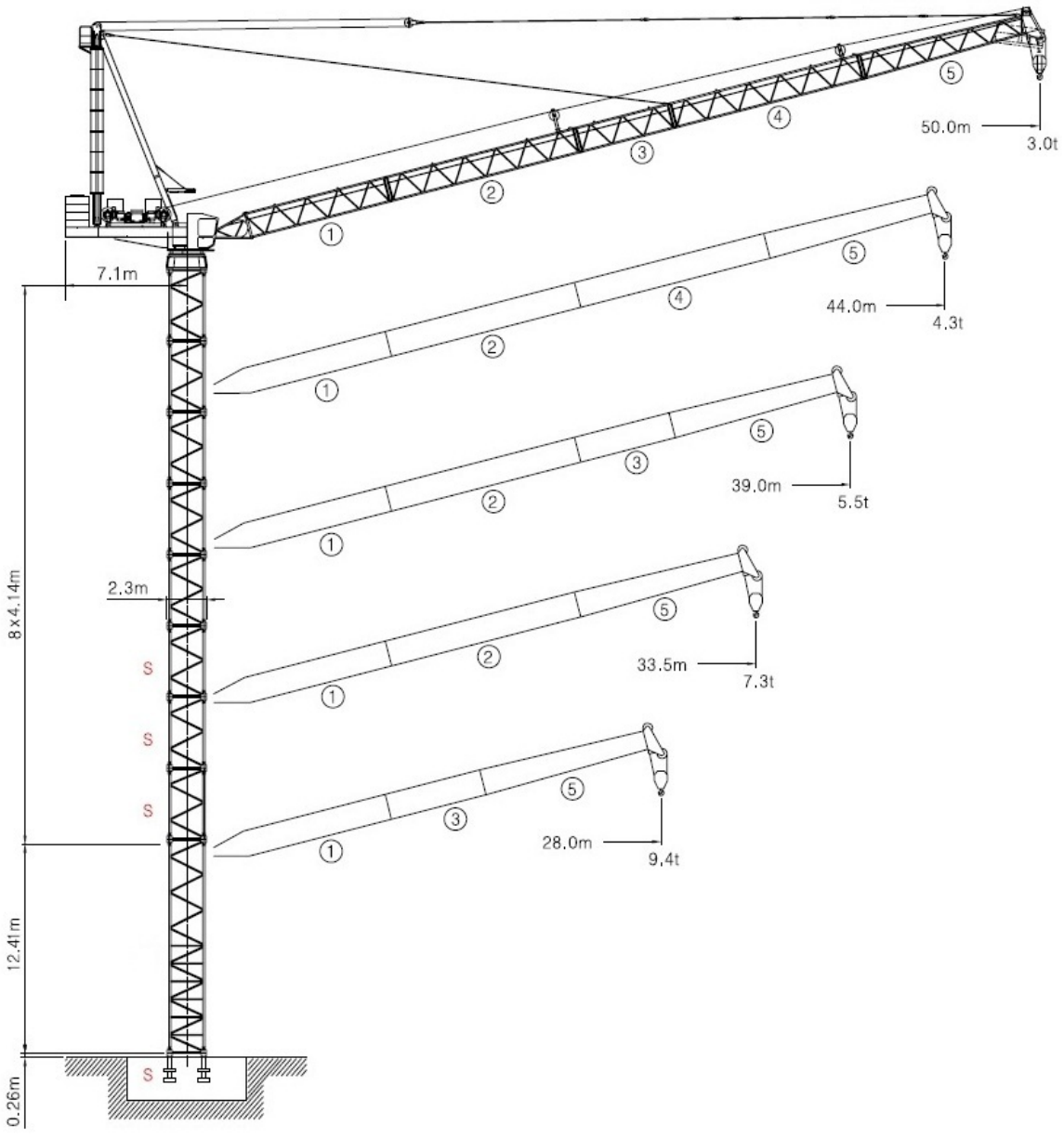

ISO 9001

ISO 14001

RADIUS AND HOISTING HEIGHT

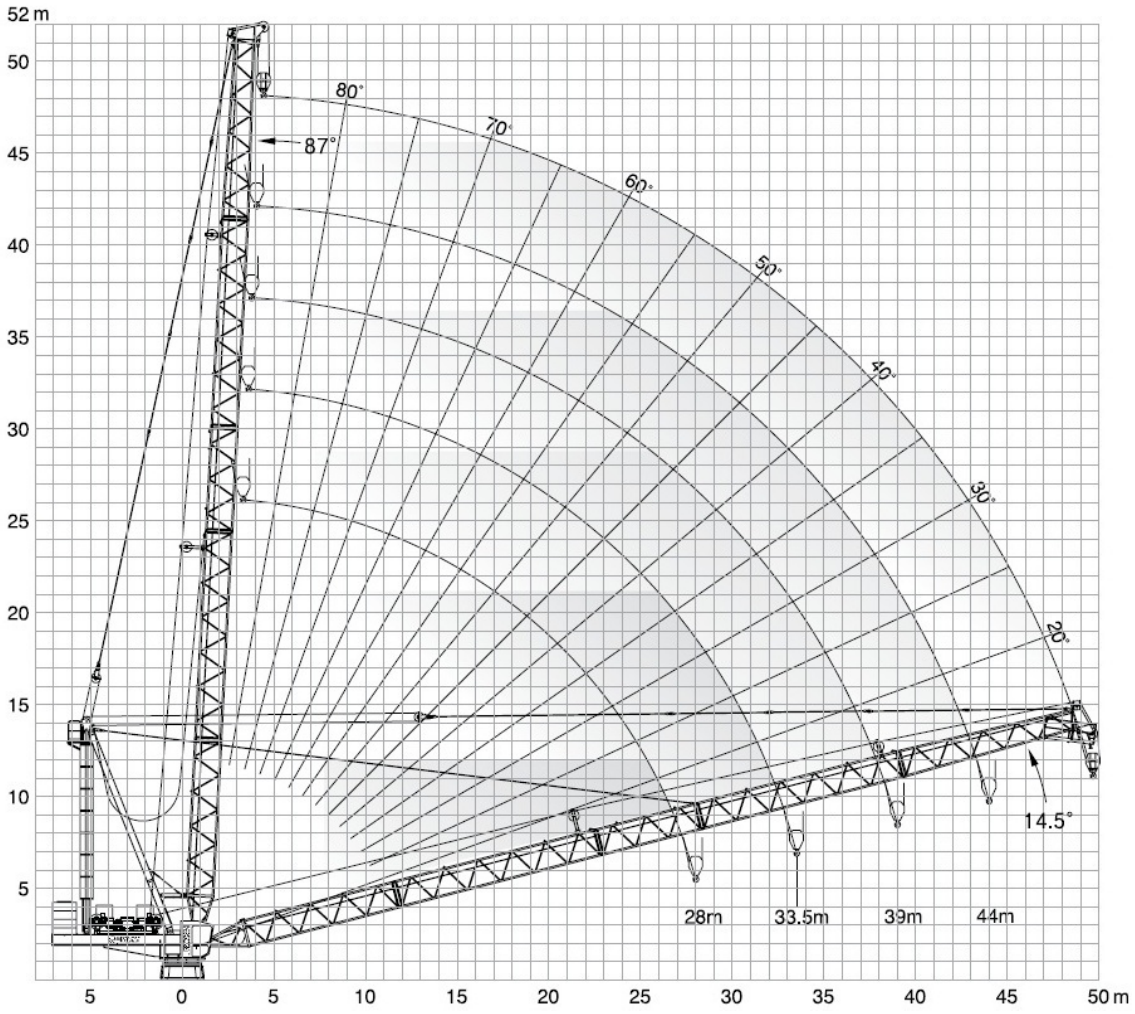

TOWER HEIGHT

Number of mast sections	JIB LENGTH	
	28 / 33.5m	39 / 44.0 / 50.0 m
0	12.7	12.7
1	S 16.8	S 16.8
2	S 21.0	S 21.0
3	S 25.1	S 25.1
4	29.3	29.3
5	33.4	33.4
6	37.5	37.5
7	41.7	41.7
8	45.8	45.8
9	50.0	-

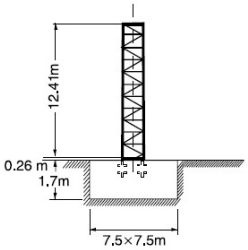

RADIUS AND CAPACITY

Length of jib / Radius(m)		MAX Capacity m / kg	Radius and capacity															
			20	22	24	26	28	30	32	33.5	35	37	39	42	44	46	48	50
50m		4.4–34 6200	6200	6200	6200	6200	6200	6200	6200	6200	6140	5590	5140	4510	4150	3810	3510	**3230**
		4.4–21 12000	12000	11900	10530	9380	8410	7570	6840	6360	5910	5380	4910	4280	3920	3580	3280	3000
44m		4.4–36 6200	6200	6200	6200	6200	6200	6200	6200	6200	6200	6080	5610	4990	**4630**			
		4.4–22 12000	12000	12000	10850	9720	8760	7930	7210	6730	6290	5770	5300	4680	4320			
39m		4.4–37 6200	6200	6200	6200	6200	6200	6200	6200	6200	6200	6200	**5830**					
		4.4–22 12000	12000	12000	11000	9890	8940	8120	7410	6940	6500	5980	5520					
33.5m		4.4–33.5 6200	6200	6200	6200	6200	6200	6200	6200	6200								
		4.4–22 12000	12000	12000	11330	10230	9300	8490	7790	**7320**								
28m		4.4–28 6200	6200	6200	6200	6200	6200											
		4.4–23 12000	12000	12000	11420	10330	**9410**											

DRIVING UNIT SPEED

Hoist gear	Gear	kg	m/min
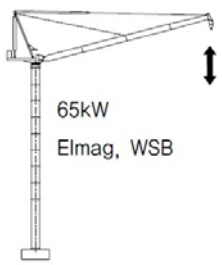	1	12000	1.4/25.0
	2	5350	3.2/58.0
	3	2200	6.7/119.0
	1	6200	2.8/50.0
	2	2680	6.4/116.0
	3	1100	13.4/238.0

Luffing	Slewing
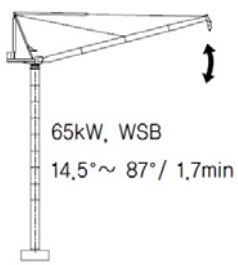	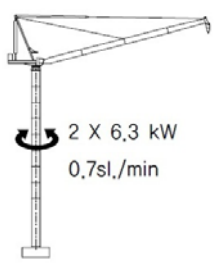

※ Total motor output 160kW

PACKING LIST

Description	Q'ty	Sketch	Dimension(m) L	W	H	Weight (kg,±5%) Unit	Total
Jib-single element No.1	1	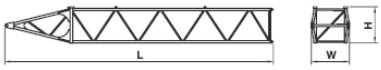	11.400	1.600	1.600	1,500	-
Jib-single element No.2 & 4	2	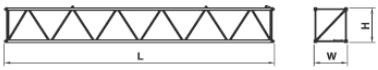	11.500	1.400	1.500	1,100	2,200
Jib-single element No.3	1		5.800	1.400	1.500	610	-
Jib-single element No.5	1	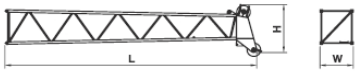	10.700	1.400	2.100	1,300	-
Luffing & Hoist winch	1	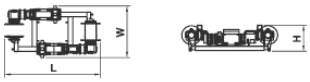	4.000	2.300	1.200	8,000	-
Counter jib	1	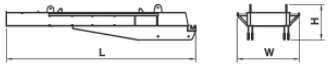	8.000	2.600	1.500	7,080	-
Top head ass'y	1	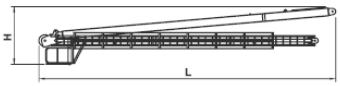	12.600	2.500	0.900	3,850	-
Turn table ass'y	1	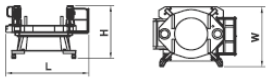	3.500	1.600	2.300	6,000	-
Cabin	1	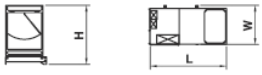	2.900	1.600	2.400	980	-
Platforms	1		5.000	1.500	2.000	2,300	-
Ballast block A type	1		2.550	0.970	1.300	5,000	5,000
Ballast block B type	3		3.600	0.500	1.300	5,000	15,000

Climbing equipment

Climbing cage ass'y (Guide section)	1		8.390	2.800	2.500	4,870	-

PACKING LIST

Mast

Description	Q'ty	Sketch	Dimension(m)			Weight (kg,±5%)	
			L	W	H	Unit	Total
Mast section	5		4.140	2.300	2.300	2,200	11,000
Mast section(S)	3		4.140	2.320	2.300	2,720	8,160
Basic mast section	1	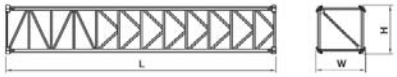	12.410	2.300	2.300	7,550	-

* Specifications contained in the catalogue may be changed without prior notice for improvement of quality and performance