SPS-1201 Series

Electronically Controlled, Bartack Sewing Machine

SPS / E(C/D) - B□1201 □ □□

SunStar Pattern System

Upgrade Type

Code	Use
-	C, D Type
S	Shuttle Hook
R	Rotary Hook

Code	Use
H	Heavy Materials
M	General Materials
L	Light Materials
K	Knit

BA	For Belt Loop Attachment
HP	Vent Hole Pattern
HP II	Vent Hole Pattern & Punching
HE	Eyelet Button Hole End Bartack

Specification

Specification \ Model	SPS/E-BS1201H	SPS/E-BS1201M	SPS/E-BS1201L	SPS/E-BS1201K	SPS/E-BS1201M(HP)	SPS/E-BR1201M	SPS/E-BR1201L	SPS/E-BR1201K
Application	Heavy Materials	General Materials	Light Materials	Knit	General Materials	General Materials	Knit	Light Materials
Sewing Speed	3,200 spm	3,200 spm	2,700 spm	2,700 spm	3,200 spm	2,500 spm	2,200 spm	2,200 spm
Needle	DP X 17# 19	DP X 5# 16	DP X 5# 11	DP X 5# 11	DP X 5# 16	DP X 5# 16	DP X 5# 11	DP X 5# 11

Specification \ Model	SPS/E-BS1201	SPS/E-BR1201
Sewing Area(X, Y)	X : 40mm Y : 30mm(Max.)	
Stitch Length	0.05~12.7mm	
Hook	Standard Shuttle Hook	Double-Capacity Rotary Hook
Height of Presser Foot	Max. 17mm(Use Step Motor)	
Trimming Device	Electronic Solenoid Type	
Feeding System	R-Ø(Use Step Motor)	
No. of Stitches	Max. 10,000 Stitches	
No. of Patterns	Max. 99 Patterns(Standard 32 Patterns)	
Memory	P-ROM	
Motor	550W Direct Drive AC Servo Motor	
Power	Free Voltage(110V / 220V)	

Specification \ Model	SPS/C(D)-B1201H	SPS/C(D)-B1201M	SPS/C(D)-B1201L	SPS/C(D)-B1201K
Sewing Area(X, Y)	X : 40 mm , Y : 20 mm			
Sewing Speed	Max 2,700 spm		Normal 2,000 spm	
Stitch Length	0.1 ~ 10 mm			
Feeding System	Feeding by Pulse Motor			
Needle Bar Stroke	41.2mm			
Needle	DP x 17 # 19	DP x 5 # 16(#14)	DP x 5 # 11	
Hook	Standard Shuttle Hook (Double Capacity Shuttle Hook : Sub Model)			
Height of Presser Foot	Maximum 17 mm			
No. of Stitches	Maximum 10,000 Needle			
No. of Patterns	Maximum 99 Pattern (Basic 32 Pattern)			
Memory	P-ROM			
Thread Trimmer Structure	Basic Offer			
Wiper	Basic Offer			
Motor	SPS/D Series : 500W Motor Directly Attached AC Servo Motor			
	SPS/C Series : 550W AC Servo Motor			
Power Consumption	600VA			
Power	Free Voltage (110V/220V)			

OVERSEAS MARKETING DIVISION

#178-212, GAJWA-DONG, SEO-GU,
INCHEON, KOREA
TEL: 82-32-580-5741~60 FAX: 82-32-584-3025~6

OVERSEAS NETWORK

| SUNSTAR U.S.A. INC |
TEL: 1-305-591-9596 FAX: 1-305-591-0661

| SUNSTAR DO BRASIL LTDA |
TEL: 55-11-3362-3434 FAX: 55-11-3362-3444

SUNSTAR MACHINERY EUROPE GMBH
TEL: 43-2236-660-229 FAX: 43-2236-660-2293

| SUNSTAR MACHINERY (SINGAPORE)PTE LTD. |
TEL: 65-6227-7545 FAX: 65-6227-7905

| SUNSTAR JAKARTA BRANCH OFFICE |
TEL: 62-21-4586-5839 FAX: 62-21-4586-5840

OVERSEAS NETWORK

| SUNSTAR DHAKA BRANCH OFFICE |
TEL: 88-02-881-9153 FAX: 88-02-883-5707

| SUNSTAR CHITTAGONG BRANCH OFFICE |
TEL & FAX: 88-031-255-2497

| SUNSTAR BANGALORE BRANCH OFFICE |
TEL: 91-80-2653-0365~6
FAX: 91-80-2653-0367

| SUNSTAR DELHI BRANCH OFFICE |
TEL: 91-11-4057-4207/4209
FAX: 91-11-4057-4235

| SUNSTAR HOCHIMINH BRANCH OFFICE |
TEL: 84-8-3592-3703 FAX: 84-8-3592-3704

| SUNSTAR HANOI BRANCH OFFICE |
TEL: 84-4-3783-1446 FAX: 84-4-3783-1447

| SUNSTAR MACHINERY(SHANGHAI) CO.,LTD. |
TEL: 86-21-6957-6308~6312
FAX: 86-21-6957-6092

| SUNSTAR MACHINERY(SHANGHAI) CO.,LTD. MARKETING DIVISION |
TEL: 86-21-6353-2233 FAX: 86-21-6353-8640

| SUNSTAR QINGDAO BRANCH OFFICE |
TEL: 86-532-6691-1236 FAX: 86-532-6691-2262

| SUNSTAR NANJING BRANCH OFFICE |
TEL: 86-25-8459-4758 FAX: 86-25-8459-4408

| SUNSTAR HANGZHOU BRANCH OFFICE |
TEL: 86-571-8577-9479 FAX: 86-571-8577-9478

| SUNSTAR JINAN BRANCH OFFICE |
TEL: 86-531-8592-8258 FAX: 86-532-8592-8358

| SUNSTAR DONGGUAN BRANCH OFFICE |
TEL: 86-769-2234-4043 FAX: 86-769-2234-4042

| SUNSTAR FUJIAN BRANCH OFFICE |
TEL: 86-595-8859-8871 FAX: 86-595-8859-8872

| SUNSTAR ANHUI BRANCH OFFICE |
TEL & FAX: 86-551-424-8000

| SUNSTAR WUHAN BRANCH OFFICE |
TEL: 86-27-8375-3080 FAX: 86-27-8375-0371

WEB - SITE

http://www.sunstar.co.kr

E - MAIL

marketing@sunstar.co.kr

SunStar SunStar CO., LTD.

Registered ISO 9001:2000

127-A

Find your Solution SunStar®



SPS-1201 Series

Electronically Controlled, Bartack Sewing Machine

SPS/C(D)-B1201

SPS/E-BR(S)1201

SPS/C(D)-B1201M(BA/HP/HP II)

SPS/E-BR(S)1201M(HP II)

SPS/D-B1201M(HE)

WORLD CLASS PRODUCT OF KOREA 세계일류상품

W24H The Spirit of Service

SPS-1201 Series

Electronically Controlled, Bartack Sewing Machine

SunStar Bartack Series made by SunStar high technology!
Realize more improved and developed automatic sewing system

>> Direct Drive

Equipped with 550W AC Servo Motor, the sewing machine can powerfully handle heavy materials.

Compared with competitors, more stable motor capability is offered (patent filing under way) Based on 3-D CAD & CAE interpretation, it produces less noises and low vibration. The sewing machine can make accurate stop, and its prompt and smooth responsiveness leads to productivity enhancement.

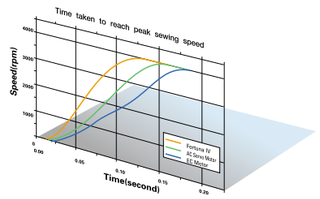



NEW SSP 5.0 >> Input Sewing Pattern Design Using of PC



Download Method
1. RS-232C Serial Download
2. USB

User PC



Features
- Convenient data management
- Support of dedicated pattern creation tool
- Created data check
- Convenient data creation and editing
- Simple embroidery design punching
- 3D view for actual sewing result
- Support of various external data formats (DST, DSB, DXF, BMP, JPG)

• **Applicable Machine**
Pattern / Bartack / Zigzag / Pocket Setter / Belt Looper / Cap Visor

It is Convenient for Creating Pattern Design Using of PC

>> Bartack Option Table of Patterns

Application	For Heavy and General Materials				
NO.	1	2	3	4	5
Pattern			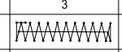	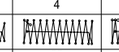	
No. of Stitches	28	28	36	36	42
Sewing Area X(mm)	10	16	10	16	10
Sewing Area Y(mm)	2	2.5	2	2.5	2

Application	For Heavy and General Materials				
NO.	6	7	8	9	10
Pattern	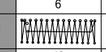	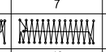	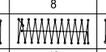	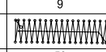	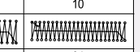
No. of Stitches	42	42	42	56	64
Sewing Area X(mm)	16	16	24	24	24
Sewing Area Y(mm)	2	2.5	3	3	3

Application	For Thin Materials			For Knit		
NO.	11	12	13	14	15	16
Pattern	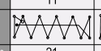	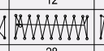	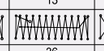			
No. of Stitches	21	28	36	14	21	28
Sewing Area X(mm)	6	6	6	8	8	8
Sewing Area Y(mm)	2.5	2.5	2.5	2	2	2

Application	Straight Line					
NO.	17	18	19	20	21	22
Pattern			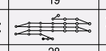			
No. of Stitches	21	28	28	36	41	44
Sewing Area X(mm)	10	10	25	25	25	35
Sewing Area Y(mm)	0	0	0	0	0	0

Application	Length Wise				Length Wise Straight Line				Semi Circle	
NO.	23	24	25	26	27	28	29	30	31	32
Pattern	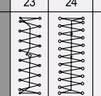									
No. of Stitches	28	36	42	56	18	21	21	28	42	42
Sewing Area X(mm)	4	4	4	4	0	0	0	0	11	11
Sewing Area Y(mm)	20	20	20	20	20	10	20	20	7	7



>> Operation Box

- Various functions can be used by pressing icons, and the setting can be done with one-touch operation. As such, even the first-time users can easily operate the machine.
- Up to 26 patterns can be registered in the memory. There are two function keys, which can combine up to 30 registered patterns. This function enables fast operation.
- The CF card enables a large number of patterns to be stored.

>> Control Box Upgrade



• By lightening the control box, the working space under the table has been expanded.
• As a seamless rack type, fewer breakdowns occur, and maintenance becomes easier.



>> E-Type

>> Max. Speed 3,200spm



>> Expand Working Space

With 40mmx30mm Sewing area, the machine can provide a various sewing pattern.

>> Improved Lubrication System

A hermetically sealed oil tanks helps a lubrication to hook.

>> Accurate Sewing

Controlling stitch movement by a micro unit(0.05mm), you get a accurate sewing results and the best quality.

>> Upgraded Presser Foot System

The motor adopts step control movement.

>>Special Machine

BA
For Belt Loop Attachment

HP
Vent Hole Pattern

HP II
Vent Hole Pattern
& Punching

HE
Eyelet Button Hole
End Bartack