Panel Type Flow Meter / LZM-G

▶ LZM-G

LZM-G Series Flow Meter

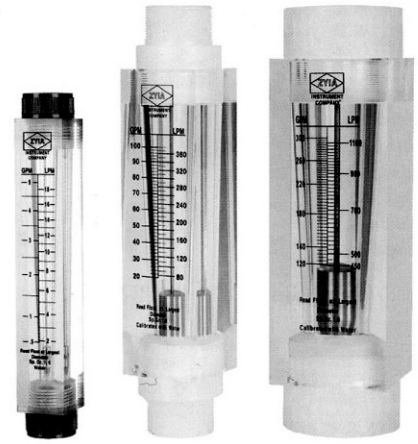

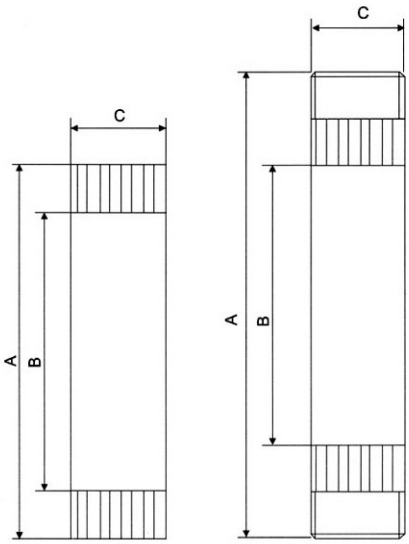

LZM-15G, 20G, 25G, 750GF　　LZM-40G, 50G

Note : For buyer's convenience, we design two constructions for this series flow meter, one is circular, and the other one is quadrate. their measure range is same.

"LZM-G" Circular tube type flow meter
"LZM-GF" Quadrate tube type flow meter

▶ LZM-G

Technical parameters of LZM-G series tube type flow meter

Model	Measure Range			Screw thread	Accuracy
	GPM(Liquid)	LPM(Liquid)	Nm³/h(Gas)		
LZM-10G		5-45LPH 6-60LPH 10-100LPH 16-160LPH		G1/2″ 외 1/2″ BSP	±4%
LZM-15G	0.02-0.2	4-40LPH	0.8-8 1-10 1.6-16 2.5-25 4-40	ZG1/2″ 1/2″ BSPT	
	0.1-1	0.5-4			
	0.2-2	1-7			
	0.5-5	1.8-18			
	1.5-9	400-2000LPH			
LZM-20G	1-10	4-36	6-60	G3/4″ 내 3/4″ BSP	
		100-1000LPH			
LZM-25G LZM-40G	1-15	5-60	6-60 10-100 15-140 16-160 25-250 35-350 80-400	Z5G G1″ 내 40G 1/2″ 외	
	2-20	10-70			
	5-30	20-100			
	5-40	20-150			
	5-45	20-170			
	20-60	80-220			
LZM-50G	20-80	80-300	100-500 120-600 300-850 400-1200 500-1400	G2″ 내.외 2″ BSPT	
	20-100	80-360			
	40-120	150-450			
	50-150	190-560			
	60-200	220-750			
LZM-75GF	120-300	450-1100		G3″ 내 3″ BSP	

▶ LZM-G

The outline size of LZM-G series flow meter

Model	Size(mm)		
	A	B	C
LZM-10G	187	130	22
LZM-15G	210	180	32
LZM-20G	278	236	45
LZM-25G	265	235	51
LZM-40G	306	235	51
LZM-50G	380	270	75
LZM-75GF	392	298	110×110



▶ LZM-ZT, LZM-T

LZM-G parts material and code name
The material and code of the parts of LZM-G series flow meter

Fitting	Float	O-ring
1-ABS 2-PP 3-PVC 4-Brass 5-Brass chromeplate 6-SS	SS	1-Silicon rubber 2-Fluorin rubber

For Order : please specify the model, specification and code

Model	Regulating Valve	Measuring Range	Material of the fitting	Material of the O-ring
LZM - □□□□	□	□	□	□

Panel Type Flow Meter / LZM-ZT, LZM-T

▶ LZM-ZT

LZM-ZT Series Flow Meter



▶ LZM-T

LZM-T Series Flow Meter



▶ LZM-ZT

Technical parameters of LZM-ZT series panel type flow meter

Model	Measure Range			Screw thread	Accuracy
	GPM(Liquid)	LPM(Liquid)	Nm³/h(Gas)		
LZM-15ZAT			0.1-1	ZG1/2″ 1/2″ BSPT	±4%
LZM-15ZT		10-100LPH	0.6-6 1-10 1.6-16 2.5-25 4-40		
		16-160LPH			
		25-250LPH			
	0.1-1	0.5-4			
	0.2-2	1-7			
	0.3-3	1-11			
	0.5-5	2-18			
	2-10	10-35			
	4-14	15-50			
LZM-25ZT	6-20	20-70	20-100 40-160 50-250	ZG1″ 1″ BSPT	
	10-35	30-130			
	10-40	30-150			
	15-45	50-170			

▶ LZM

Technical parameters of LZM series panel type flow meter

Model	Measure Range			Screw thread	Accuracy
	GPM(Liquid)	LPM(Liquid)	Nm³/h(Gas)		
LZM-15T	0.1-1	0.5-4	1-10		±4%
	0.2-2	0.8-8	1.6-16		
	0.5-5	2-18	4-40		
LZM-20T	2-10	8-40	0.2-1.5 6-60 16-80 16-160	ZG3/4″ 3/4″ BSPT	
	2-16	8-60			
	2-20	8-80			
LZM-25T	3-13	10-50		ZG1″ 1″ BSPT	
	6-24	20-100			
	10-35	30-130			
	10-45	30-170			

▶ LZM-ZT, LZM-T

The material and code of the parts of LZM-Z series flow meter

With Valve	Fitting	Float	O-ring
T-with O-No	1-ABS 2-PP 3-PVC 4-Brass 5-Brass chromeplate 6-SS	SS	1-Silicon rubber 2-Fluorin rubber

★ 본 카다로그에 기재된 사양, 외형, 치수는 제품 개발을 위하여 변경 될 수 있습니다.

유량계 전문제작/판매
(株) 오토후로
서울특별시 구로구 구로동 170-13번지 벽산디지털밸리 7차 707호
TEL:(02)2691-7552 / 2614-9464 FAX:(02)2613-9463
http://www.autoflow.co.kr E-mail :autoflow@autoflow.co.kr

INNOBIZ 기술혁신형 중소기업

품질, 환경 경영시스템 인증 기업
ISO 9001/2008 ISO 14001/2004

연구개발전담부서

APF Type
(Purge Flowmetr)



소형 면적식 유량계

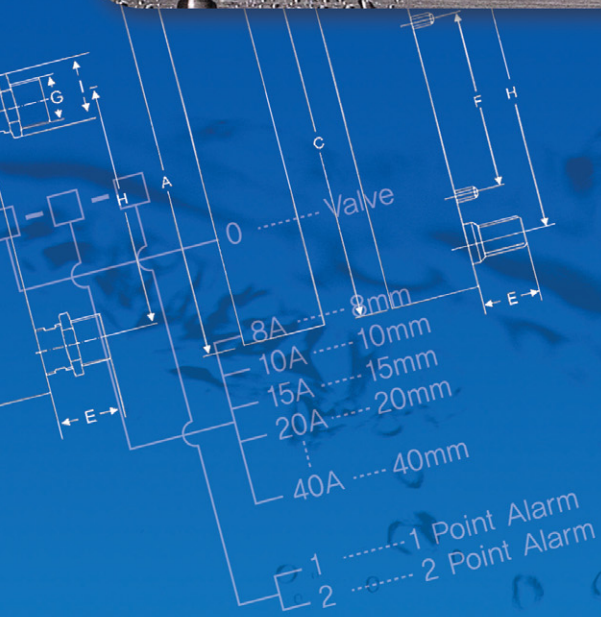

- 유체의 흐름과 양을 Glass와 Fl●at를 통해 직접 확인할 수 있다.
- 하부 또는 상부의 Needle Valve로 유량을 조절할 수 있다.
- 액체나 기체에 사용할 수 있으며 부식성 액체나 기체에도 재질을 선택할 수 있다.
- 주요사용처
  반도체 장비, 분석기, 실험 연구실, 미소 유량 조절라인, 의약장비 등 기체, 액체에 모두 적용 가능 합니다.

AUTO F·L·O·W

유량계 전문제작/판매
(株) 오토후로

▶ 개 요

이 유량계는 여러가지 시험 장비 및 반도체 장비 등의 판넬 설치용으로 사용됩니다. 이 유량계는 액체나 기체에 사용할 수 있으며 부식성 액체나 기체에도 재질을 선택 할 수 있습니다. 적용대상에 따라 유량을 조정할 수 있는 니들 밸브 부착형등이 있으며 압력의 변화에도 적용할 수 있는 정유량변 유량계도 있습니다. 현장에 따라 알람 부착도 가능합니다.



APF

▶ 사 양

- 측 정 유 체 : 액체, 가스
- 재 질 : SUS304, SUS316, Teflon 등
- 최고사용압력 : 8kgf/cm^{2}G
- 최고사용온도 : 90℃
- 정 도 : ±3% (FS)

▶ 형식 선정

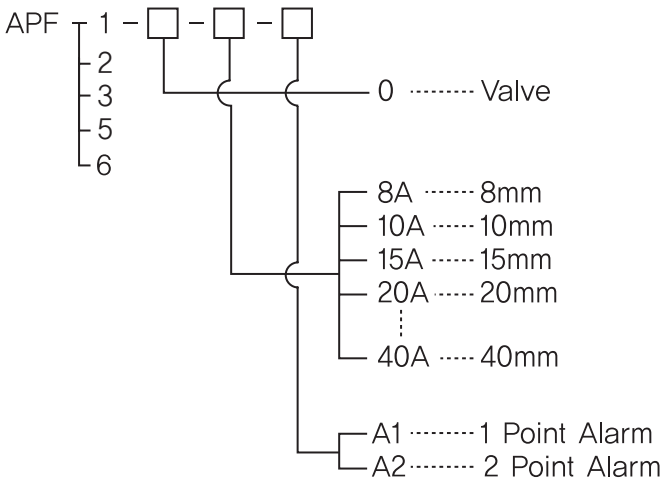

▶ 점접 용량 :

SPST Reed Switch Ouptput(Option : SPDT)

▶ 유량범위와 재질

	PT Screw	Flowrate		Dimension (mm)					
		Water(ℓ/h)	Air(Nℓ/h)	P	Q	R	S	M	H
APF-1	1/4	1~10ℓ/h	30~300Nℓ/h						
		10~100ℓ/h	150~1500Nℓ/h	36	20	30	18	200	225
APF-3	1/4	1~10ℓ/h	10~100Nℓ/h	36	20	30	18	130	155
		3~30ℓ/h	50~500Nℓ/h						
APF-2	3/8	10~100ℓ/h	120~1,200Nℓ/h	46	25	40	28	240	280
		40~400ℓ/h	500~5,000Nℓ/h						
	1/2	10~100ℓ/h	300~3,000Nℓ/h						
		60~600ℓ/h	1,000~10,000Nℓ/h						
APF-5	1/2	30~300ℓ/h	500~5,000Nℓ/h	–	–	48	–	280	–
		150~1,500ℓ/h	2,000~20,000Nℓ/h						
	3/4″	30~300ℓ/h	1,000~10,000Nℓ/h	–	–	48	–	280	–
		200~2,000ℓ/h	3,000~30,000Nℓ/h						

* AIR 20℃, 1atm 상당의 경우로, 압력 Pkgf/cm²G일 경우는 이 표의 값에 $\sqrt{P+1}$ 을 곱해 주십시오.
* 자세한 유량 범위는 본사와 협의 바랍니다.

No.	Parts Name	Material
1	Body	Aluminium
2	Block	SUS304+AL
3	O-Ring	NBR, Viton etc
4	Float	협의요망
5	Taper Tube	Pyrex
6	Cover	Acryl
7	Nipple	B.S, SUS, PVC etc
8	Packing	NBR, Viton, PTFE etc
9	Needle Valve	B.S, SUS304, PVC etc

* Teflon / PVC 재질 제작시 자세한 Part 재질은 본사와 협의 바랍니다.

▶ 규 격

APF (with Needle Valve)

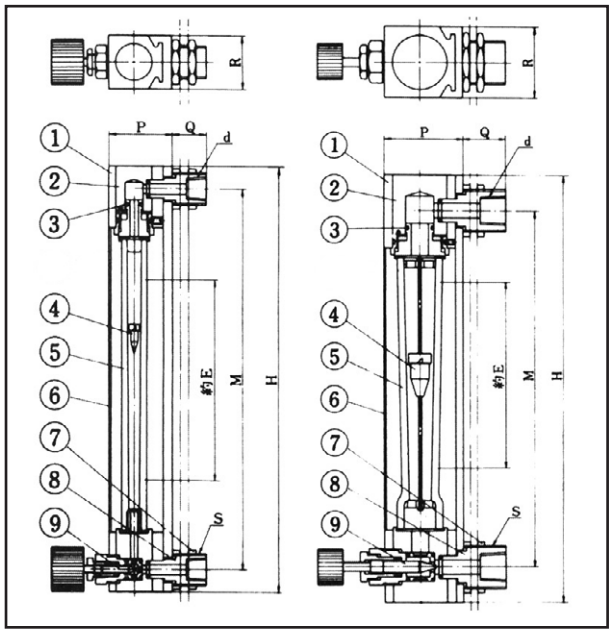

APF (with out Needle Valve)

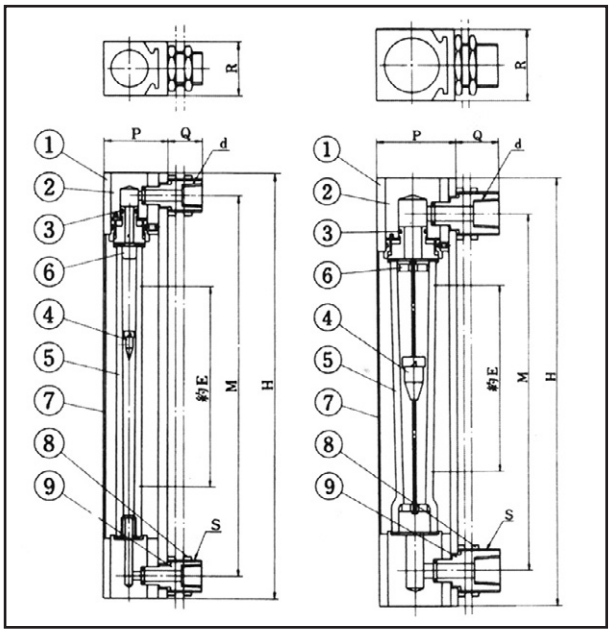

* 자세한 규격은 본사와 협의 바랍니다.

Panel Type Flow Meter / LZM-4T · 6T · 8T

▶ LZM-4T · 6T · 8T

LZM-4T · 6T · 8T Series Flow Meter



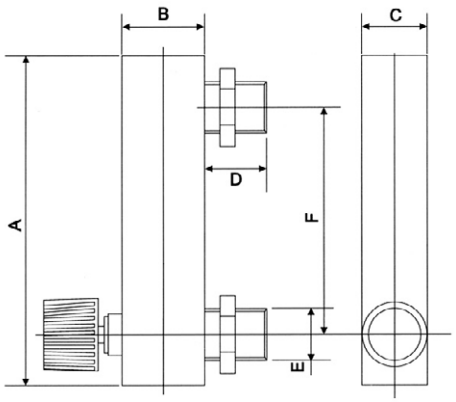

▶ LZM-4 유량계 LZM-4 Flow Meter



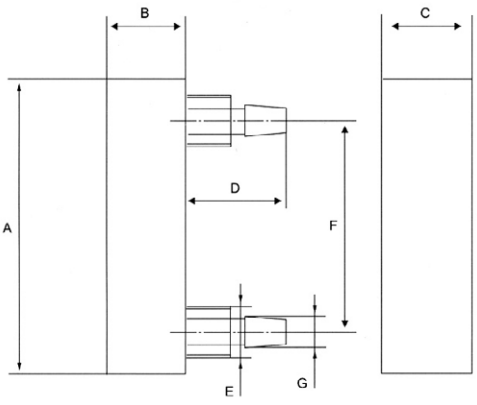

▶ LZM-4T · 6T · 8T

Technical parameters of LZM-4T · 6T · 8T flow meter

Model	Measure Range		Screw thread	Accuracy
	mℓ/min(Liquid)	ℓ /min(Gas)		
LZM-4T	6-60 8-80 40-400	1-10 1.6-16 4-40	direct	±4%
LZM-6T	16-160 25-250 80-400 100-500 100-600 200-800 100-1000	0.1-0.8 0.1-1.5 0.3-3 0.4-4 0.5-8 1-5 1-12 2-10 2-20 3-15 3-30 4-20 5-25 6-30 10-60 20-70 0.05-0.25㎥/h	G1/4″ 1/4″ BSP	
		0.04-0.4㎥/h	tube	
LZM-8T	2.5-25LPH 5-45LPH 6-60LPH	0.16-1.6㎥/h 0.1-1㎥/h 0.2-2㎥/h	G1/4″ 1/4″ BSP	

▶ LZM-4T · 6T · 8T

The outline size of LZM-4T · 6T · 8T flow meter

Model	Size(mm)					
	A	B	C	D	E	F
LZM-4T	94	27	21	14	14	70
LZM-4	53	14.5	ϕ16	18	ϕ5	38
LZM-6T	102	30	25	20	M18×1.5	77
LZM-6	120	29	29	28	ϕ9	90
LZM-8T	110	25	25	20	M18×1.5	80

▶ LZM-4T · 6T · 8T

The material and code of the parts of LZM-4T · 6T · 8T flow meter

With Valve	Valve	Fitting	Float	O-ring
T-with O-No	Brass SS	1-ABS 2-PP 3-PVC 4-Brass 5-Brass chromeplate 6-SS	SS Acylic Agate ball PTFE	1-Silicon rubber 2-Fluorin rubber 3-Butyl

For Order please specify the model, specification and code

Model	Regulating Valve	Measuring Range	Material of the fitting	Material of the O-ring
LZM - ☐	☐	☐	☐	☐