KAW101~601 series



KAW301-03G KAW301-03T KAW401-04G

표시기호

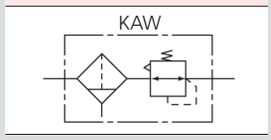

특징

- 매입형 압력계 사용으로 콤팩트 합니다.
- 압력계 시인성 향상되었습니다.
  (Ø40 BIG SIZE GAUGE) : 301모델 이상
- 압력 미세조절 향상 되었습니다.

형식기호

※ 형식기호는 알파벳순으로 표시합니다.

KAW 201 - ① ② 02 ③ ④ B ⑤ ⑥ G ⑦ ⑧ - ⑨ ⑩ ⑪ - ⑫

① 시리즈

KAW 101	**M5**
KAW 201	1/8, **1/4**
KAW 301	1/4, **3/8**
KAW 401	3/8, **1/2**
KAW 601	3/4, **1**

② 나사규격

무기호	Rc(PT) 나사(표준)
G	G 나사
N	NPT 나사

③ 관접속구경

구분		KAW 시리즈				
		101	201	301	401	601
M5	M5	●				
01	1/8		●			
02	1/4		●	●		
03	3/8			●	●	
04	1/2				●	
06	3/4					●
10	1					●

④ 여과도

무기호	5㎛(표준)
2	20㎛(옵션)
4	40㎛(옵션)

⑤ 브라켓

무기호	없음(표준)
B	브라켓(C형 외)

※ 브라켓은 별도 포장 됩니다.

⑥ 드레인 형태

무기호	수동 드레인(표준)		
D	오토 드레인 (N.O)	차압식	KAF101,201
		플로트식	KAF301 ,401,601

⑦ 압력계

G	매입형 압력계(표준): 1.0MPa용
H	압력계 없음, 포트블록만 부착
T	원형압력계: 1.0 / 0.4 / 0.2 MPa용

※ 201모델용 매입형압력계, 표시단위는 MPa만 있습니다.
※ 101모델은 원형압력계, 표시단위는 MPa만 있습니다.

⑧ Bowl 형태

무기호	POLY BOWL(표준)
M	METAL BOWL
L	나일론 투명 BOWL

⑨ 설정압력범위

무기호	0.05 ~ 0.85MPa(표준)
2	0.02 ~ 0.2MPa
4	0.02 ~ 0.4MPa

⑩ 체크밸브

무기호	없음(표준)
C	체크밸브 내장

※ 101모델은 C(체크밸브 내장)적용이 불가합니다.

⑪ 릴리프

무기호	릴리프 방식(표준)
N	논-릴리프 방식

⑫ 옵션

무기호	없음
R	에어흐름방향 반대(우 ▶ 좌)
U	디지털 압력계 / 포트블럭 부착

※ 디지털 압력계 부착형 주문시 당사에 별도 문의 바랍니다.

사양

보증내압력	1.5MPa				
최고사용압력	1.0MPa				
설정압력범위	0.05 ~ 0.85MPa				
주위온도 및 사용유체온도	-5 ~ 60℃(단, 결빙없을 것)				
여과도	표준: 5㎛, 옵션: 20, 40㎛				
Bowl 형태	폴리카보네이트(표준) / 메탈 / 나일론투명				
구조	표준: 릴리프형, 옵션: 체크밸브형				
원형압력계(옵션) 접속 구경	KAW101	KAW201	KAW301	KAW401	KAW601
	Rc(PT)1/16	Rc(PT) 1/8		Rc(PT) 1/4	
제품중량(g)	78	215	520	850	2,550

⚠ 취급상 주의사항

1. 케이스의 재질이 폴리카보네이트인 경우 신나, 사염화탄소, 클로르포름, 초산에스텔, 시크로핵산, 트리클로르에틸렌, 황산, 유산등 화학약품의 사용 또는 화학 약품에 노출된 환경에서의 사용은 피하십시오.
2. 자동배출기를 사용할 경우 배출구에 배관을 설치할 때는 배관 내경 Ø4이상, 길이 1m 이내로 합니다. 또한 위로 올라가는 배관은 피하십시오.
3. 자동배출기의 이상 시 수동핸들을 회전하여 작동시켜주면 수동배출이 가능합니다.
4. 메뉴얼 드레인의 경우 드레인의 액면이 측면유리의 가시부 내에까지 오면 드레인을 배출시킵니다.
5. 오토드레인의 최저 사용압력은 0.1MPa입니다.

유량 특성

조건: 1차측 압력 0.7MPa

KAW101

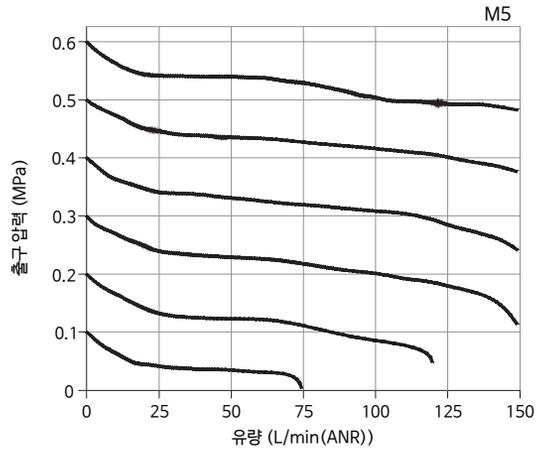

KAW201

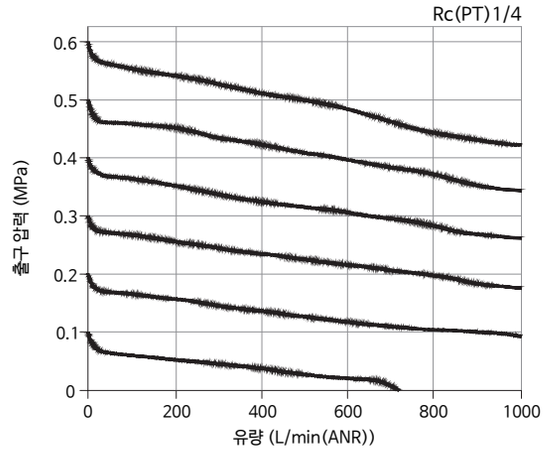

KAW301

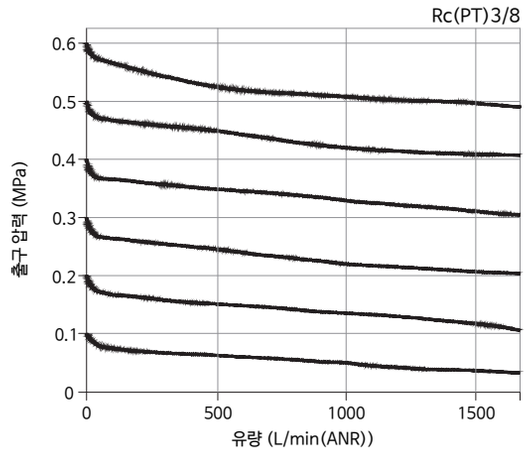

KAW401

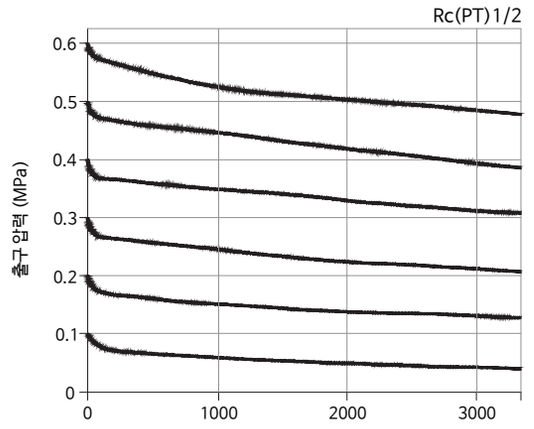

KAW601

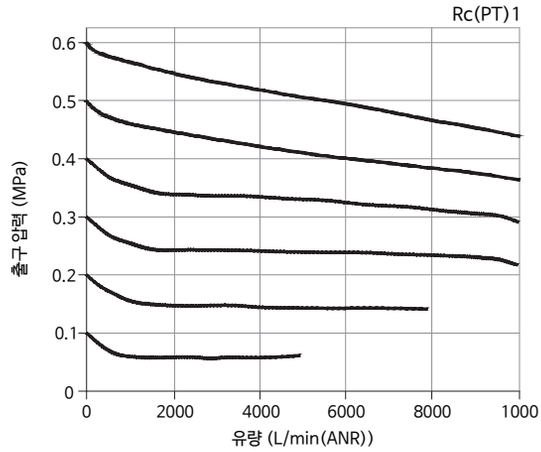

압력특성

조건: 1차측 압력(0.7MPa), 설정 압력(0.2MPa), 유량 20ℓ/min(ANR)

KAW101

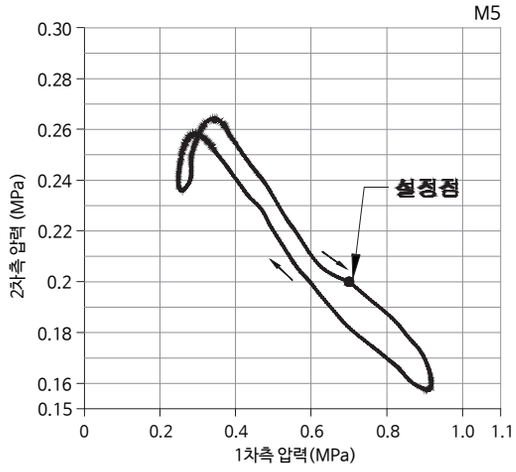

KAW201

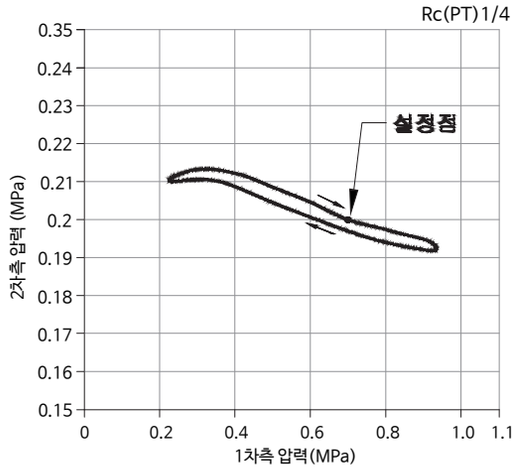

KAW301

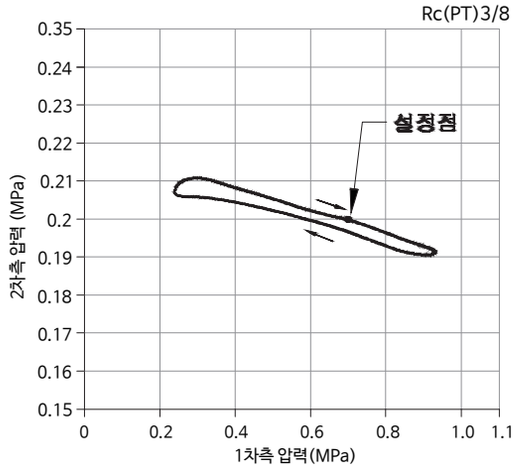

KAW401

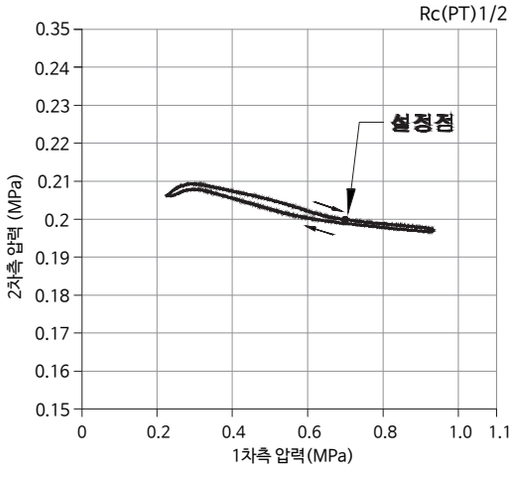

KAW601

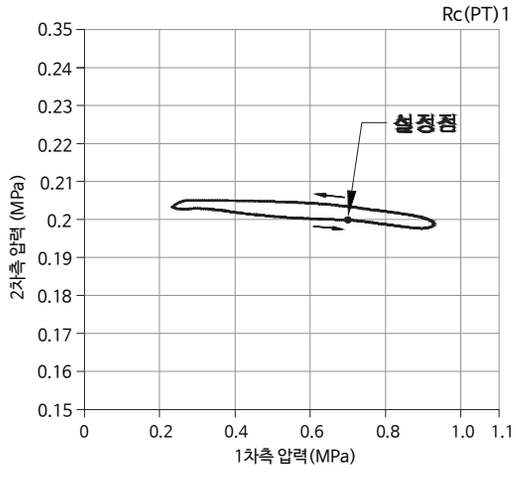

구조도

KAW 101

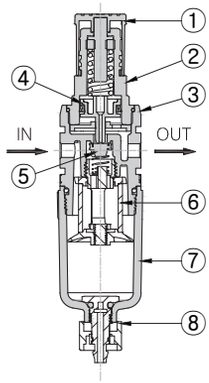

KAW 201

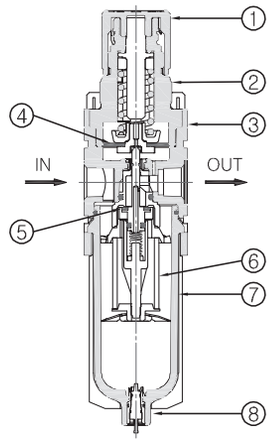

KAW 301

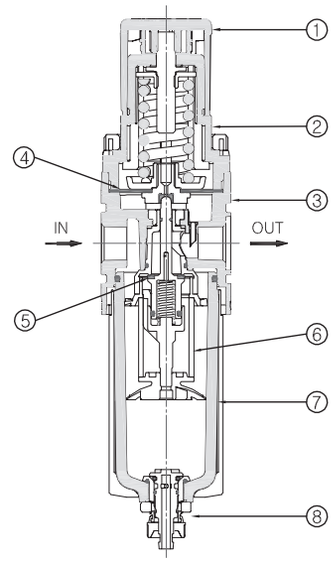

KAW 401

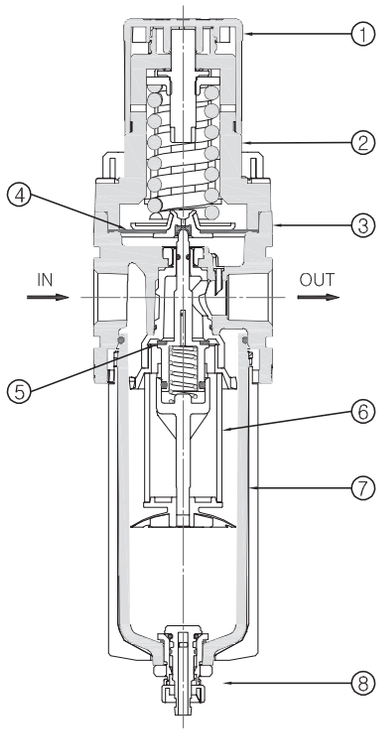

KAW 601

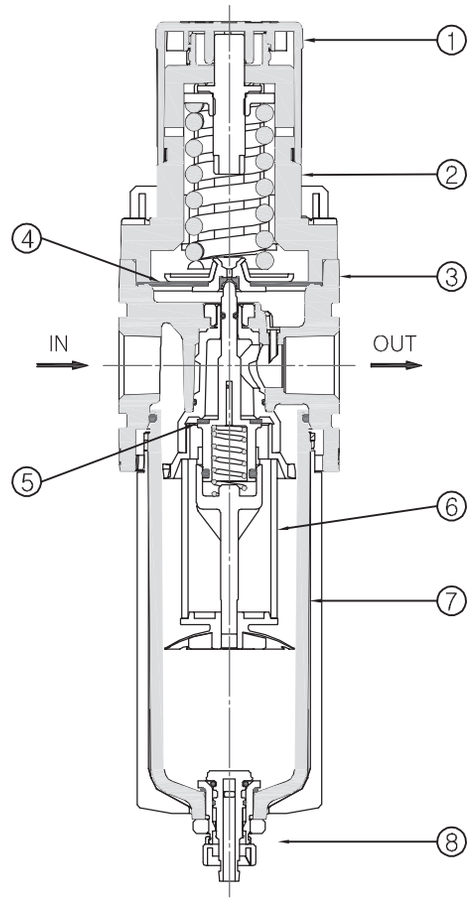

번호	부품명	재질
1	Handle	POM
2	Bonnet	Nylon / POM
3	Body	ALDC / ZnDC (101모델)
4	Diaphragm	NBR / POM
5	Valve	NBR+Brass / NBR
6	Filter Element	PE
7	Bowl	PC / Nylon / AL DC
8	Manual Drain Ass'y	Nylon

외형치수도

KAW 101(표준)

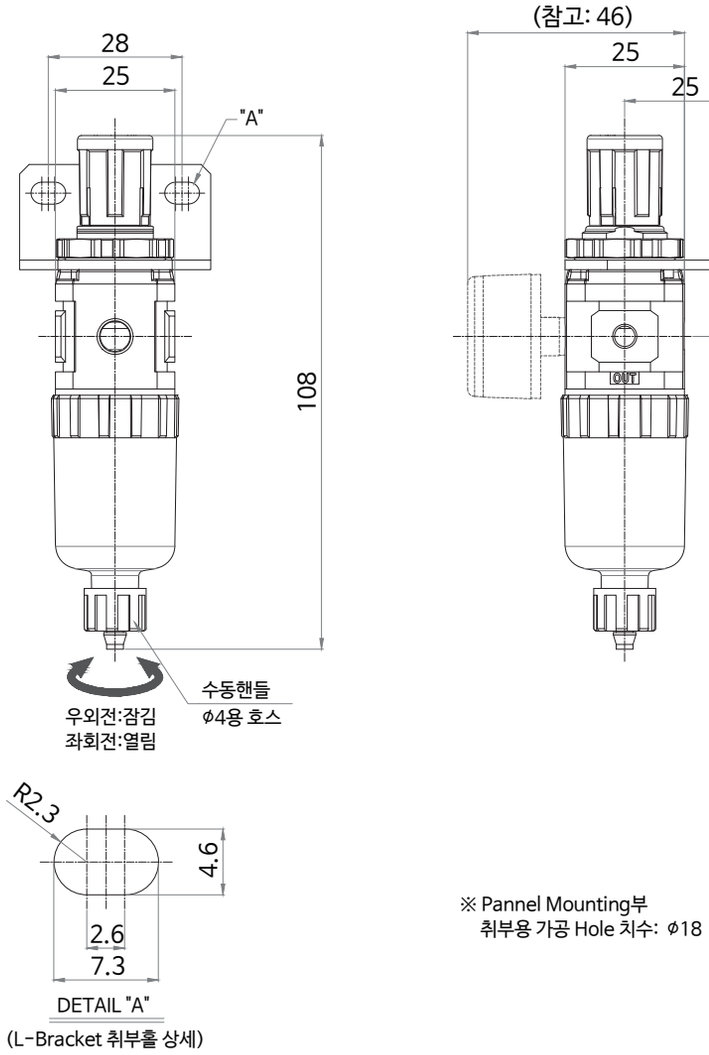

G : 압력계(원형)	B : 브라켓
 Model : KPG10-10T Rc(PT) 1/16 ø26, 1.0MPa용	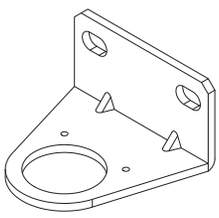 Model : BL101

외형치수도

KAW 201(매입형 압력계 - 표준)

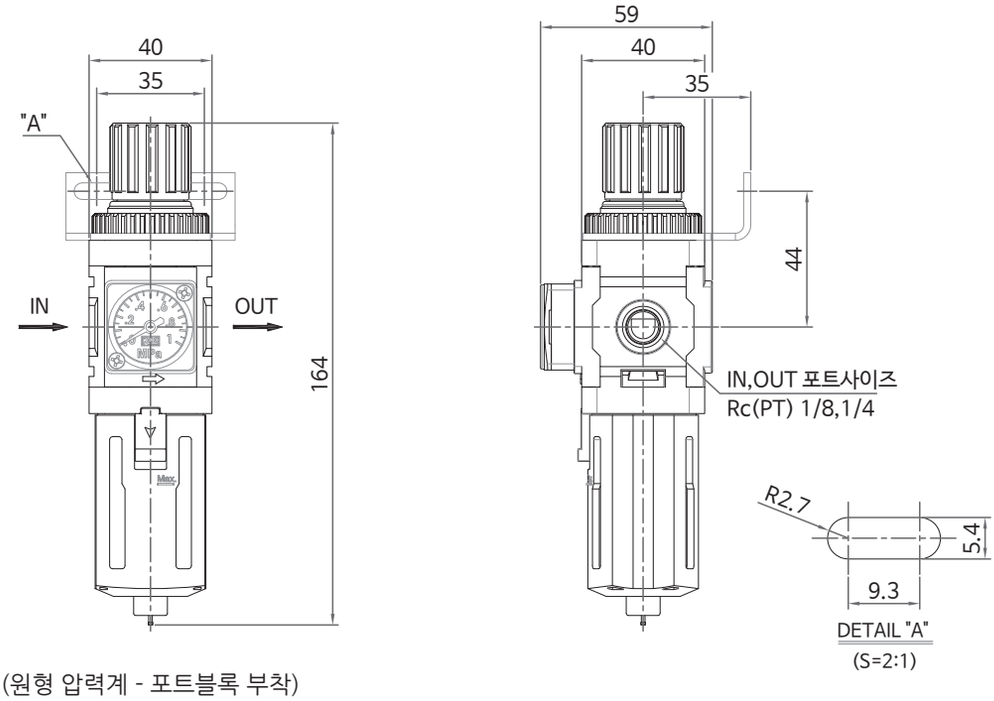

KAW 201(원형 압력계 - 포트블록 부착)

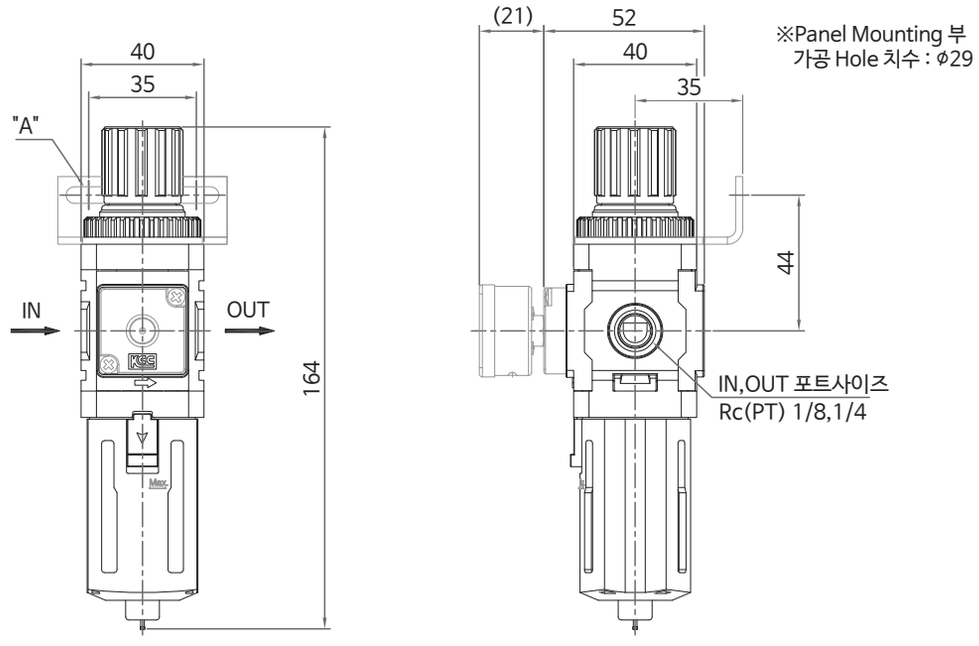

D : 차압식 오토드레인	T : 압력계(원형)	B : 브라켓
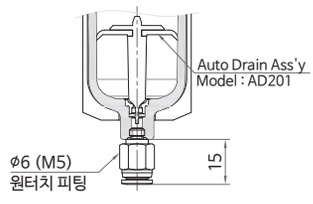	 Model : KPG40-10T Rc(PT) 1/8 ϕ42, 1.0MPa용	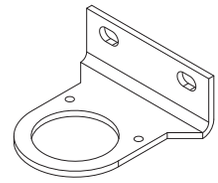 Model : BL201

외형치수도

KAW 201(Metal Bowl)

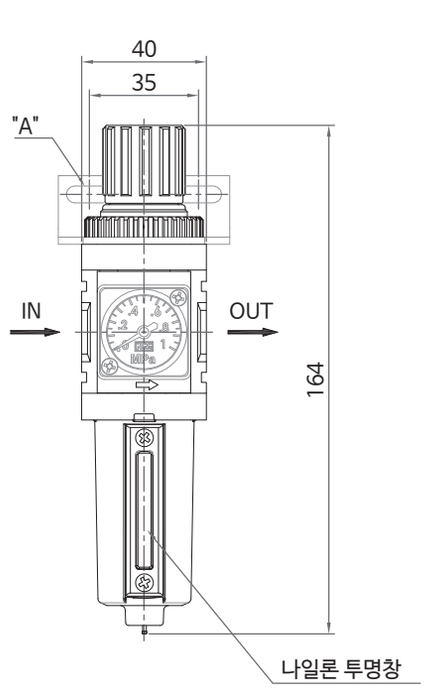

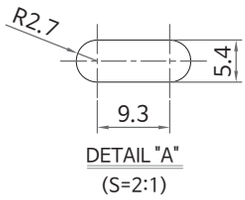

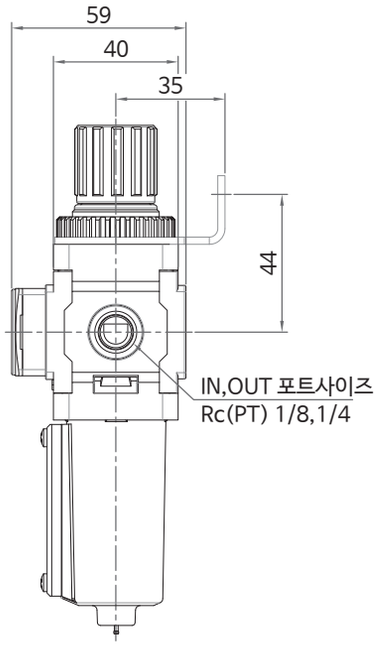

※Panel Mounting 부
가공 Hole 치수 : ϕ29

D : 차압식 오토드레인	B : 브라켓
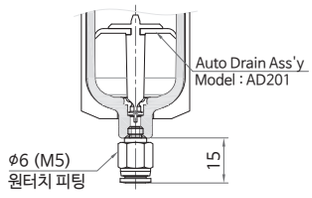	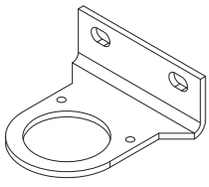

Model : BL201

외형치수도

KAW 301(매입형 압력계 - 표준)

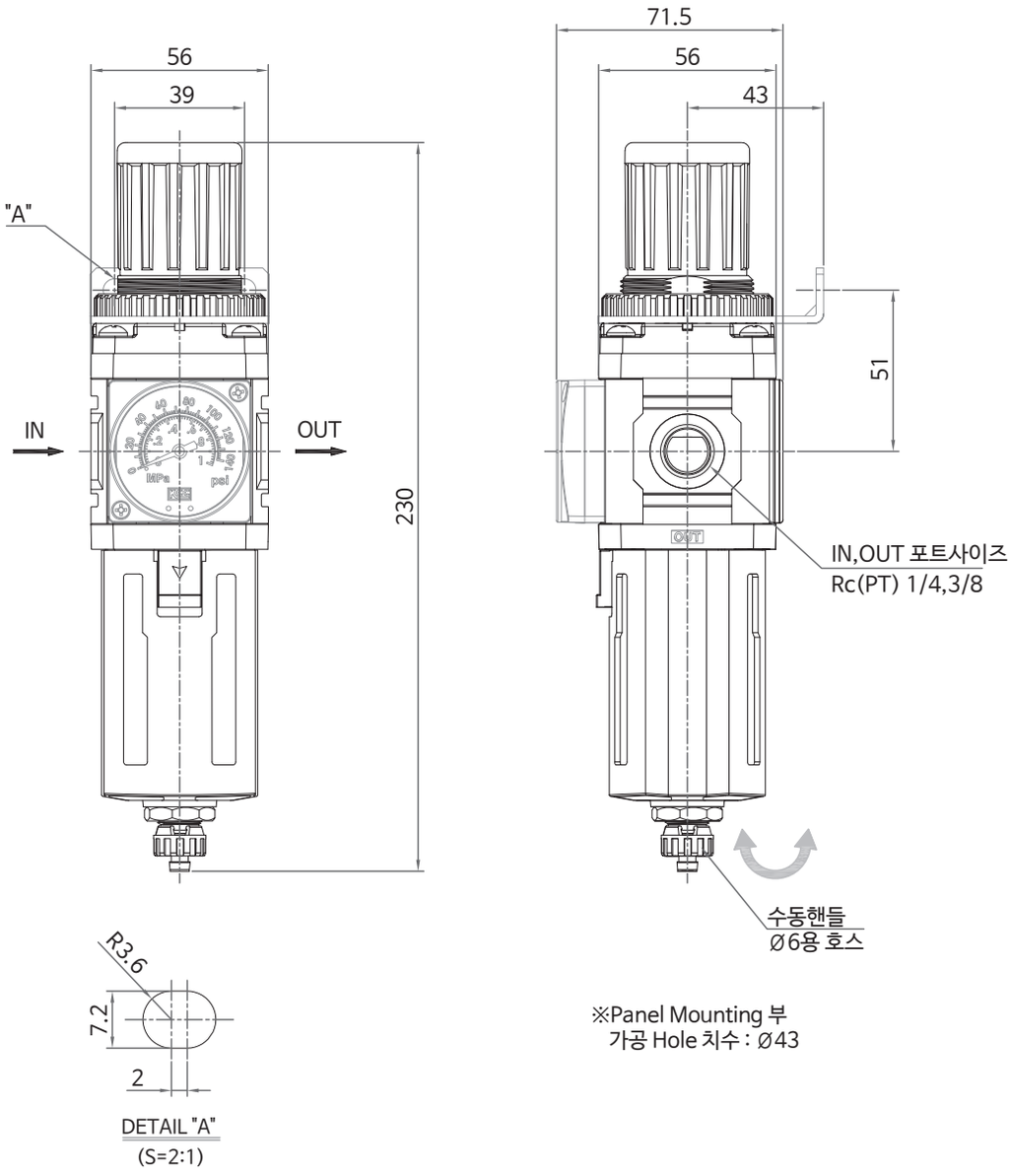

D : 압력계(매입형)	B : 브라켓
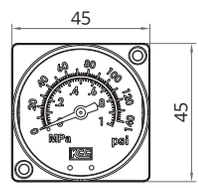 Model : KPG40-10G	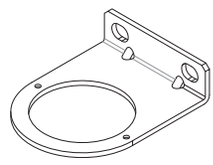 Model : BL301

외형치수도

KAW 301(원형 압력계 - 포트블록 부착)

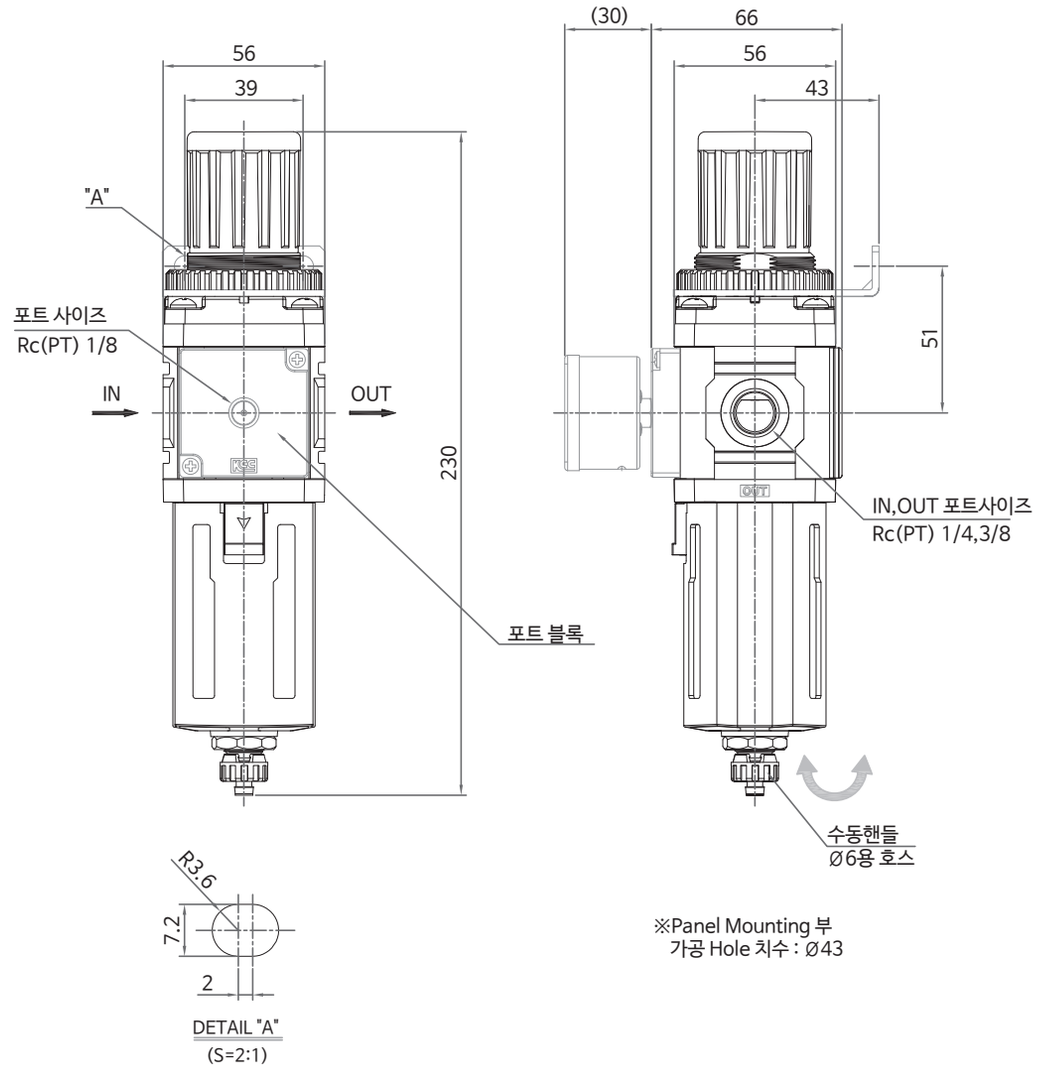

D : 압력계(원형)	B : 브라켓
 Model : KPG40-10T Rc(PT) 1/8 ø42, 1.0MPa용	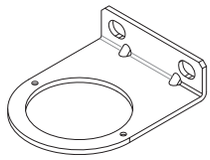 Model : BL301

외형치수도

KAW 301(오토드레인 부착)

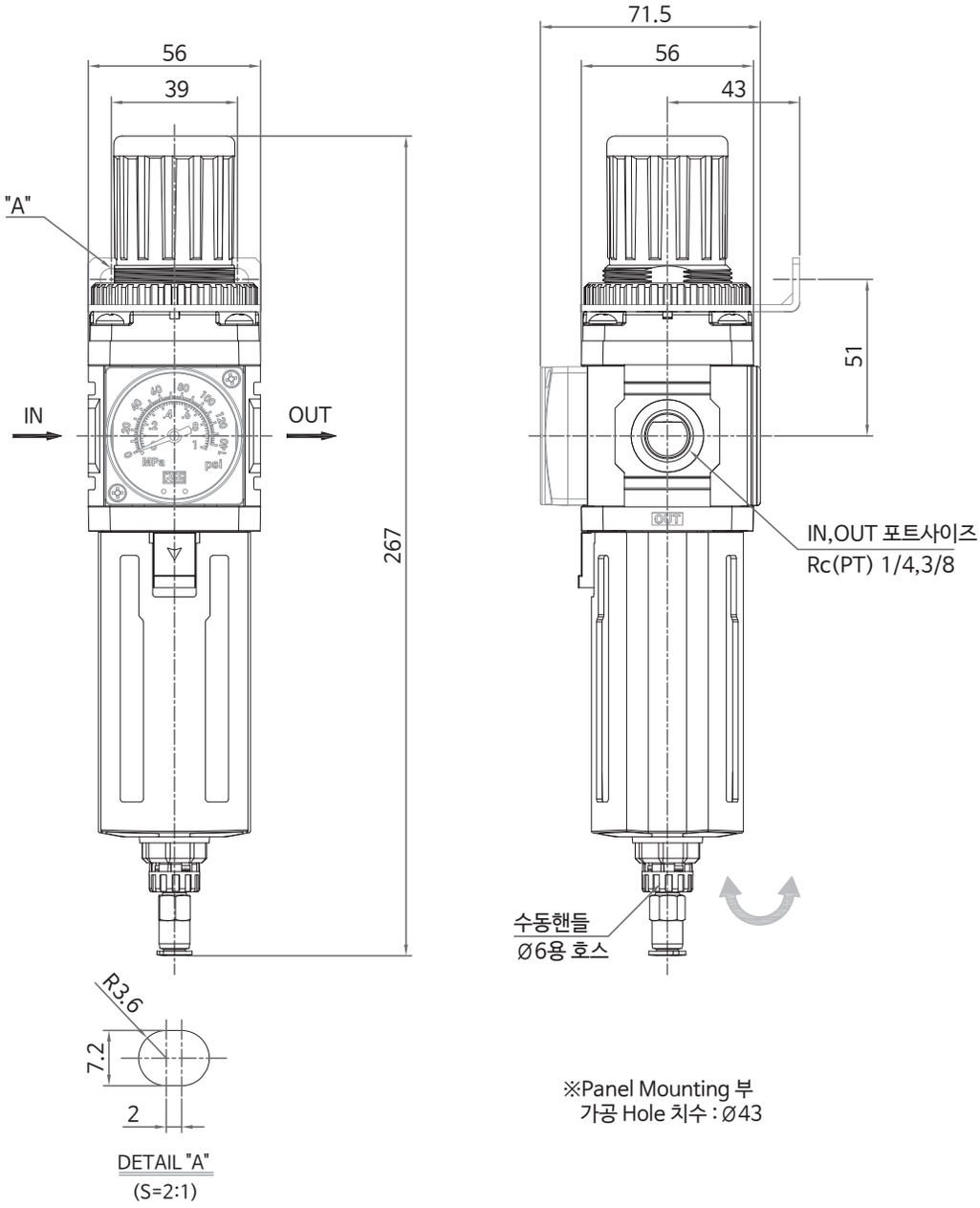

D : 오토드레인(N.O)	G : 압력계(매입형)	B : 브라켓
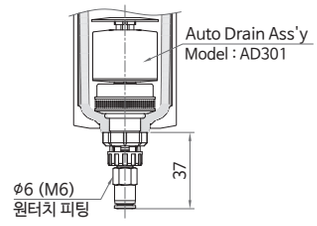	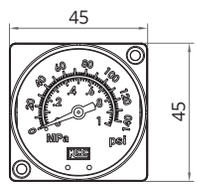	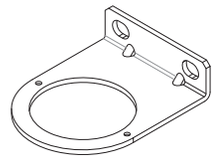
Auto Drain Ass'y Model : AD301 ø6 (M6) 원터치 피팅	Model : KPG40-10G	Model : BL301

외형치수도

KAW 301(Metal Bowl)

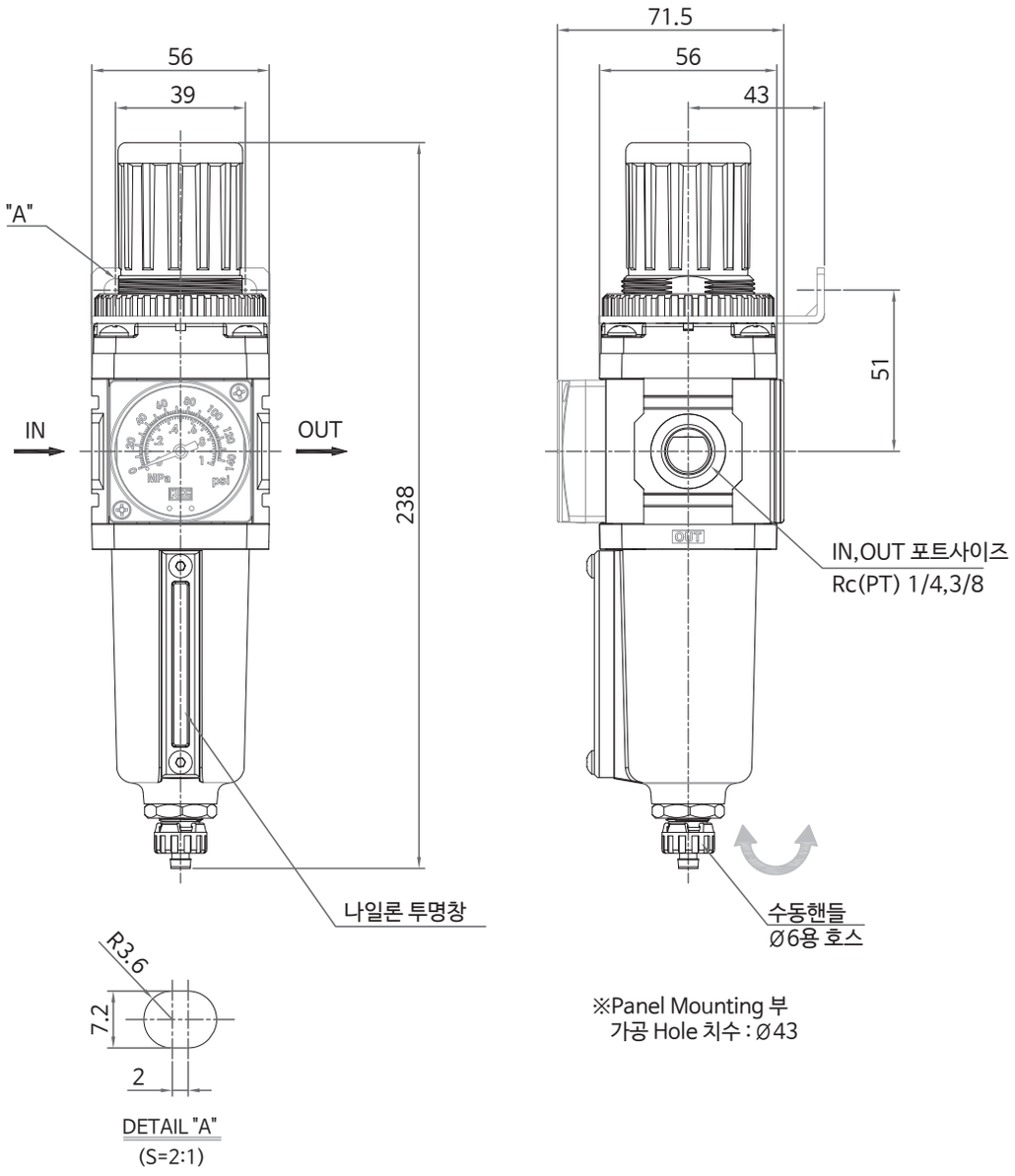

D : 압력계(매입형)	B : 브라켓
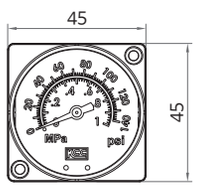 Model : KPG40-10G	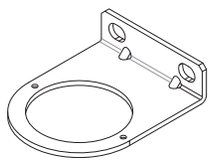 Model : BL301

외형치수도

KAW 301(Metal Bowl, 오토드레인 부착)

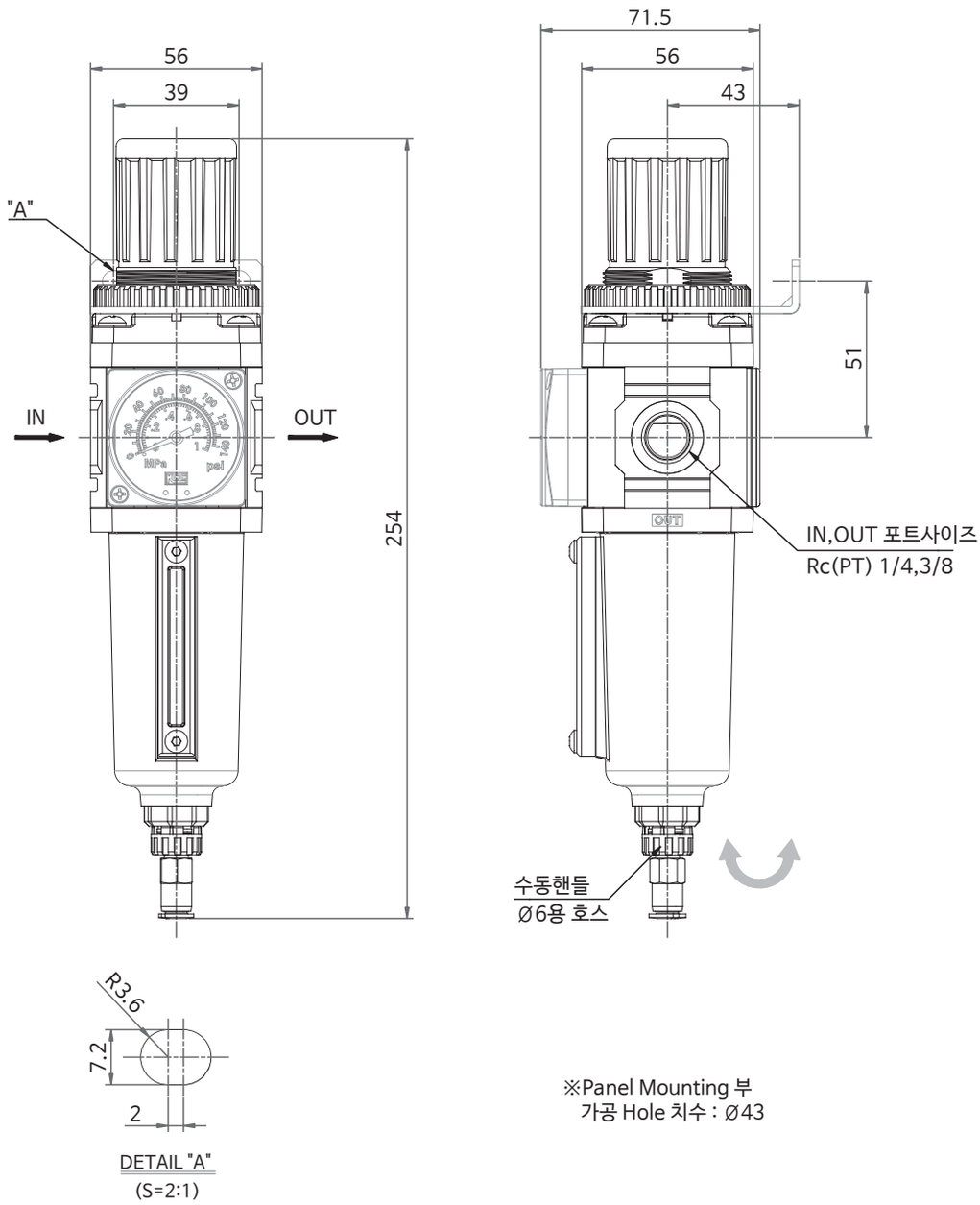

D : 오토드레인(N.O)	G : 압력계(매입형)	B : 브라켓
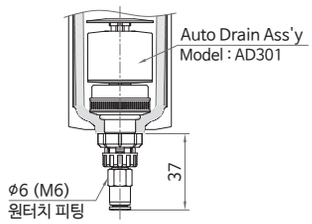	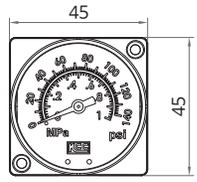 Model : KPG40-10G	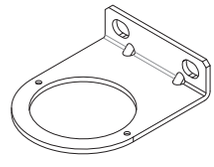 Model : BL301

외형치수도

KAW 401(매입형 압력계 - 표준)

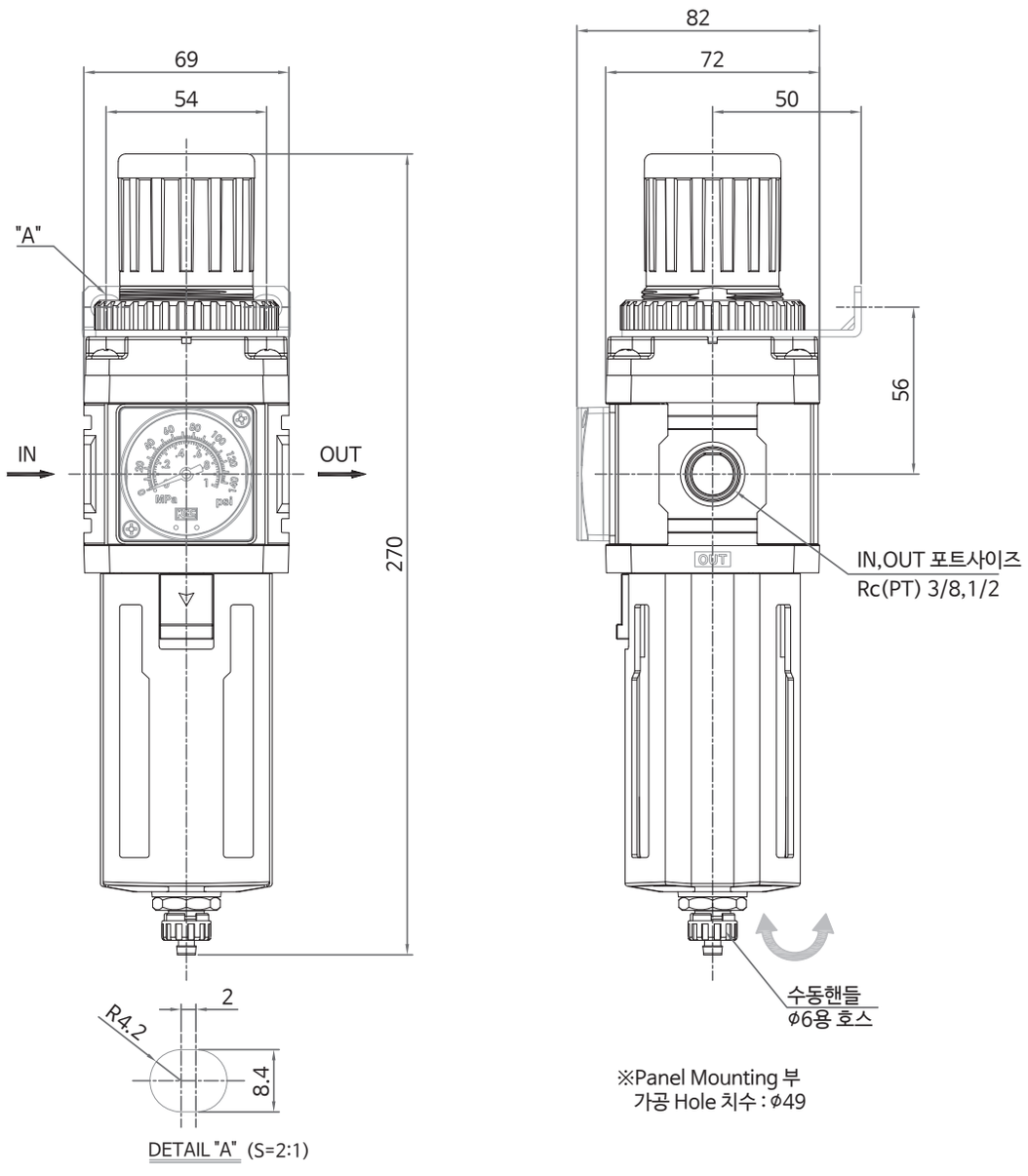

D : 압력계(매입형)	B : 브라켓
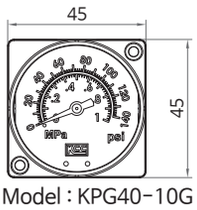 Model : KPG40-10G	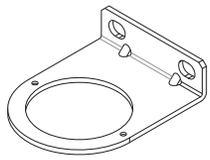 Model : BL401

외형치수도

KAW 401(원형 압력계 - 포트블록 부착)

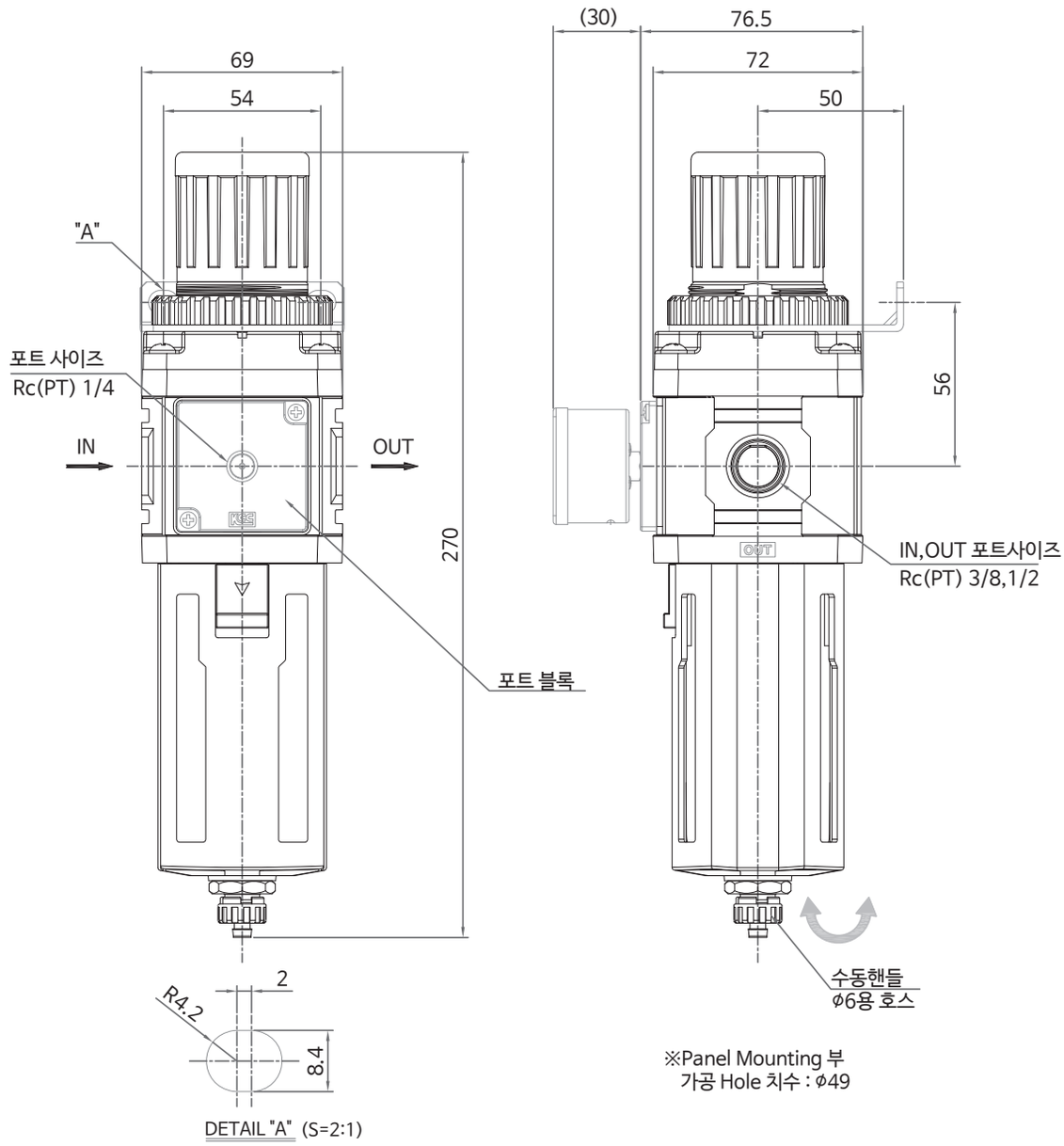

D : 압력계(원형)	B : 브라켓
 Model : KPG50-10T Rc(PT) 1/4 φ52, 1.0MPa용	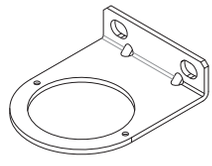 Model : BL401

외형치수도

KAW 401(Metal Bowl)

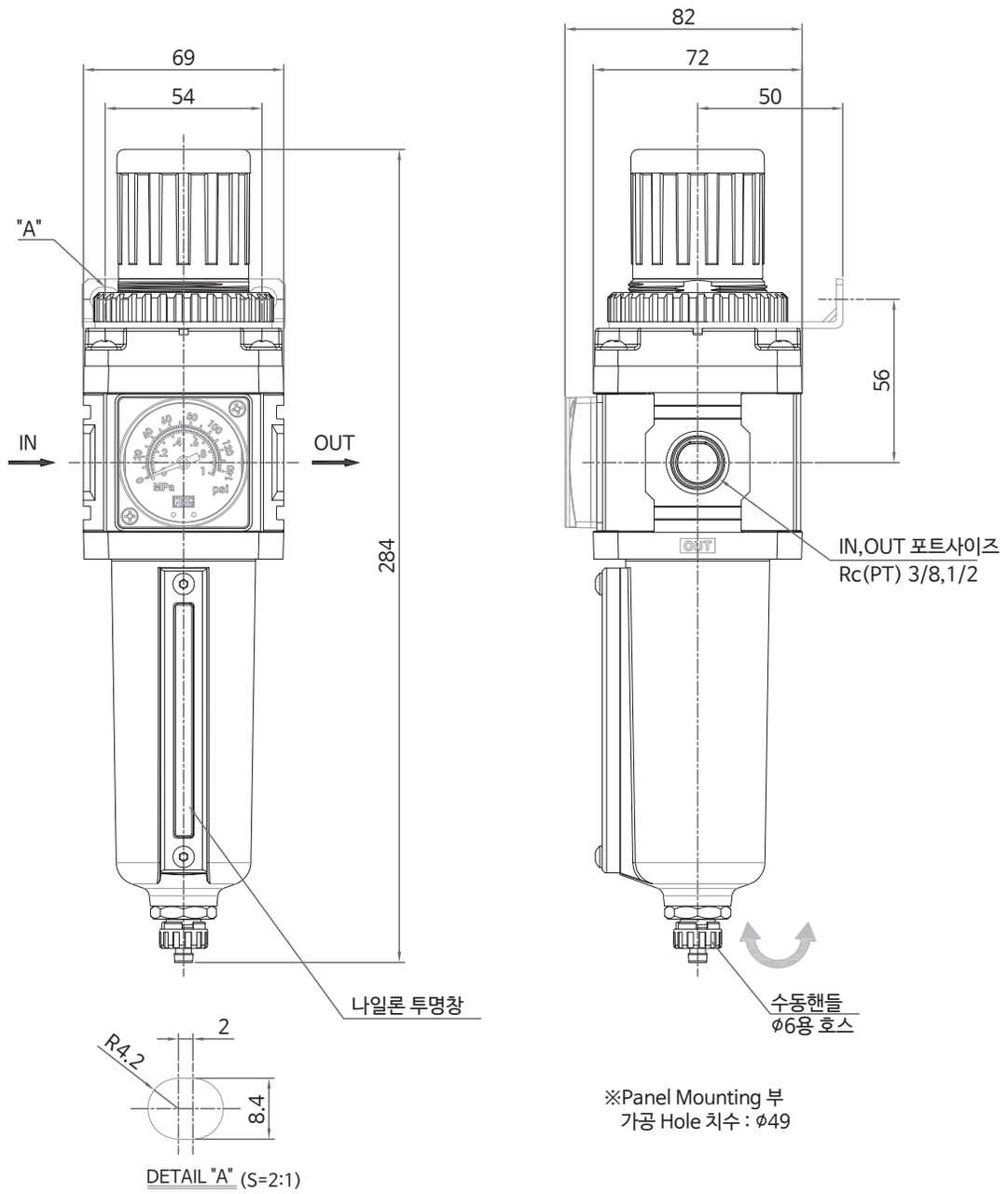

D : 압력계(매입형)	B : 브라켓
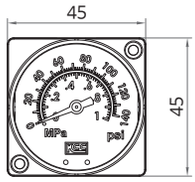 Model : KPG40-10G	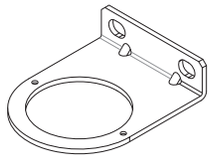 Model : BL401

외형치수도

KAW 401(오토드레인 부착)

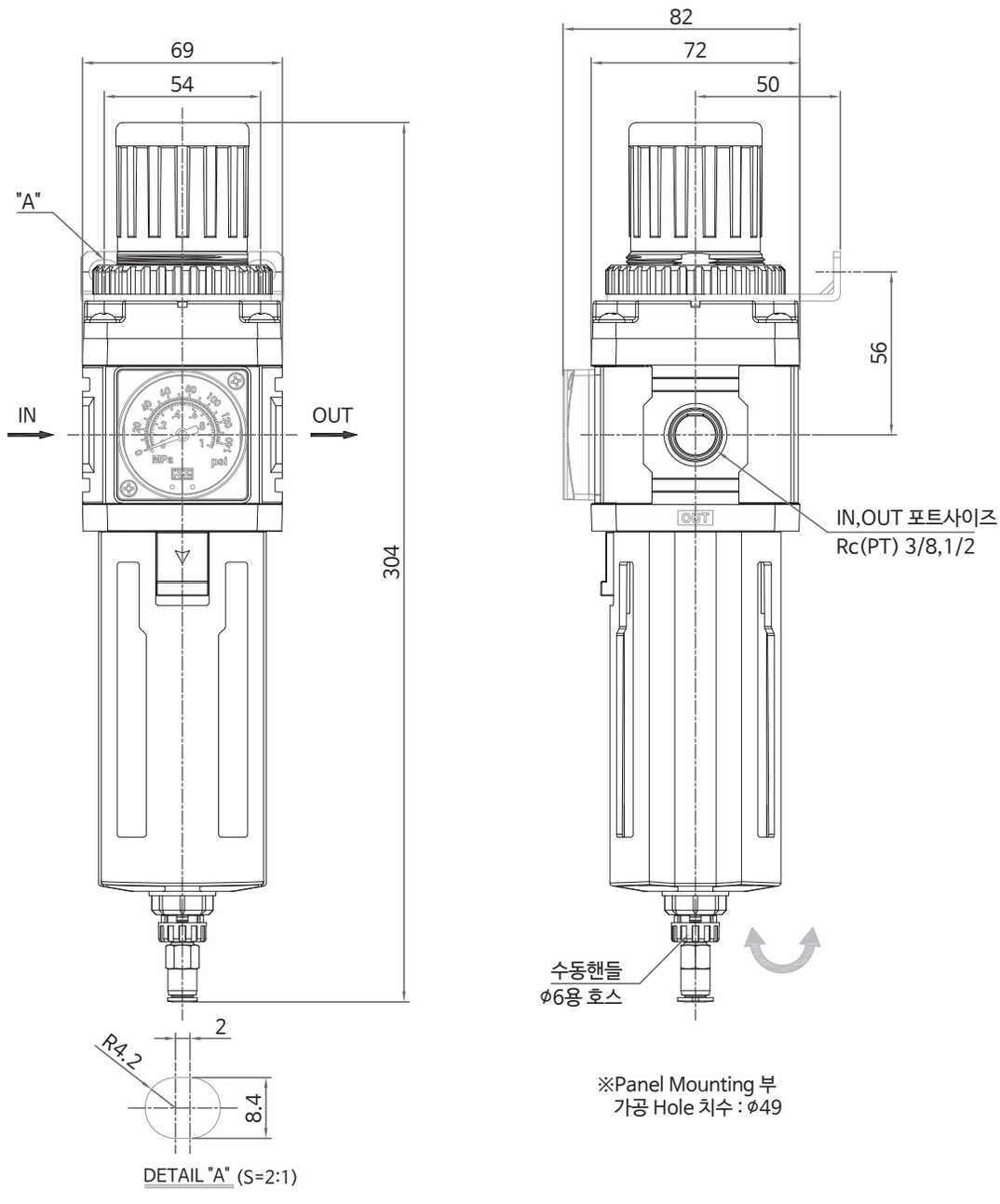

D : 오토드레인(N.O)	G : 압력계(매입형)	B : 브라켓
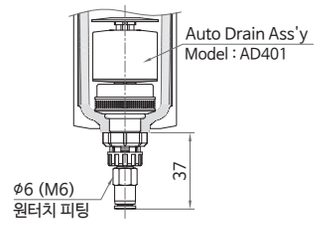	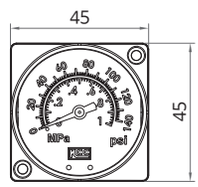 Model : KPG40-10G	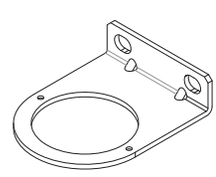 Model : BL401

외형치수도

KAW 601(매입형 압력계 - 표준)

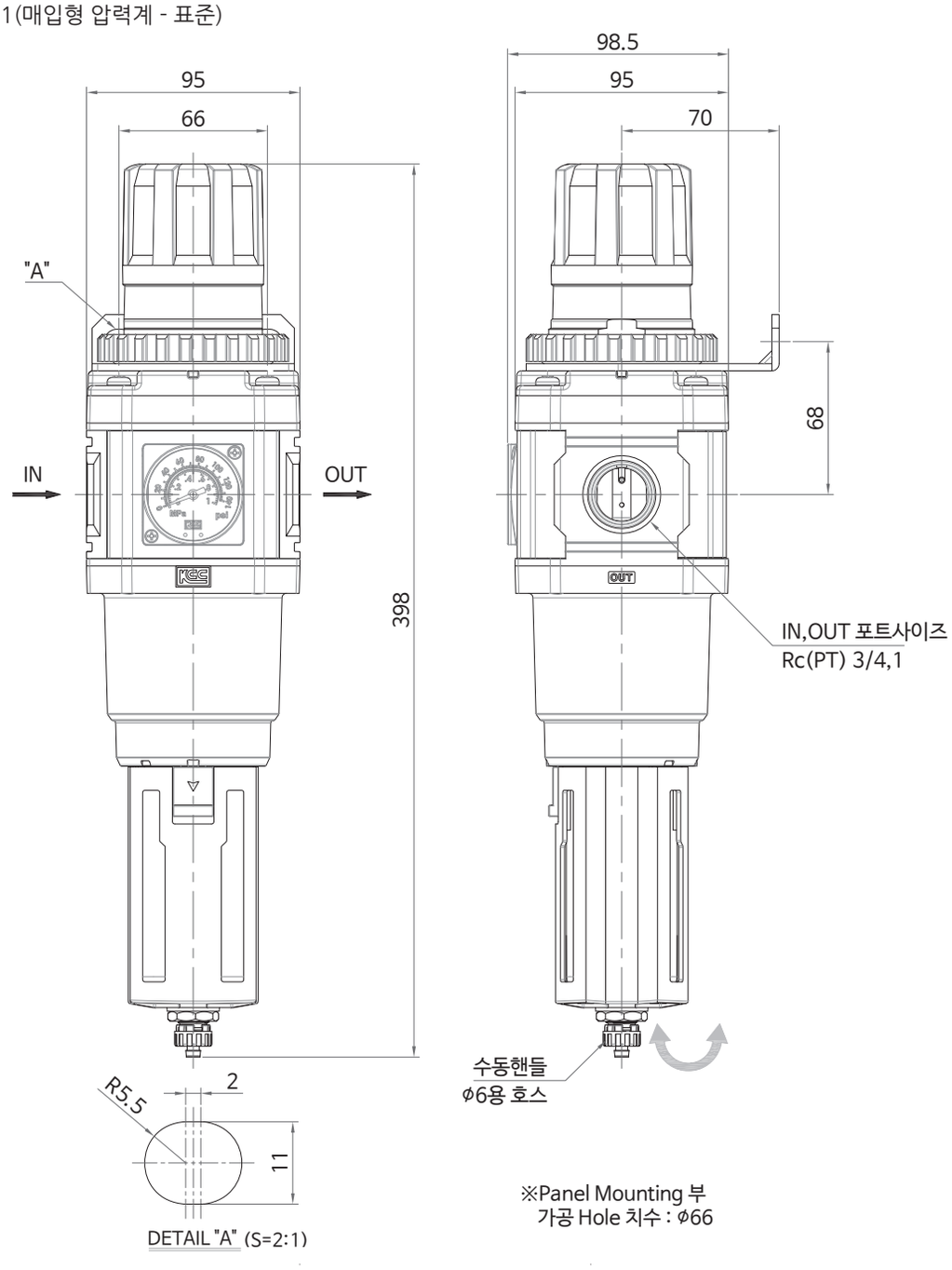

D : 압력계(매입형)	B : 브라켓
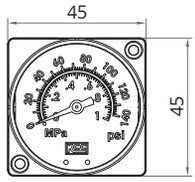 Model : KPG40-10G	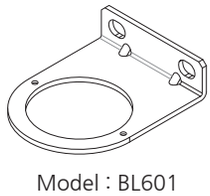 Model : BL601

외형치수도

KAW 601(원형 압력계 - 포트블록 부착)

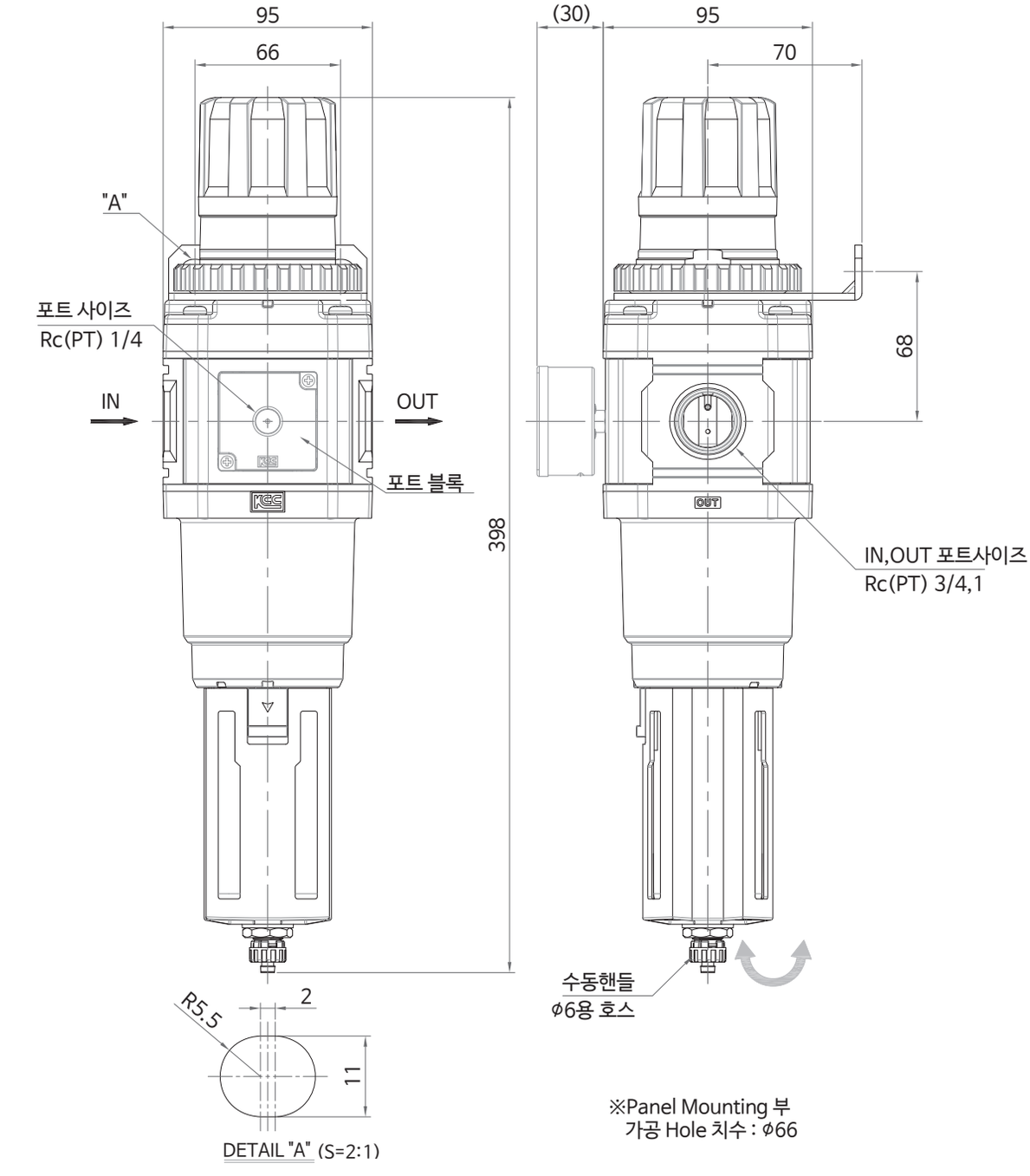

D : 압력계(원형)	B : 브라켓
 Model : KPG50-10T Rc(PT) 1/4 ø52, 1.0MPa용	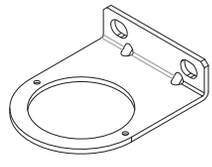 Model : BL601

외형치수도

KAW 601(Metal Bowl)

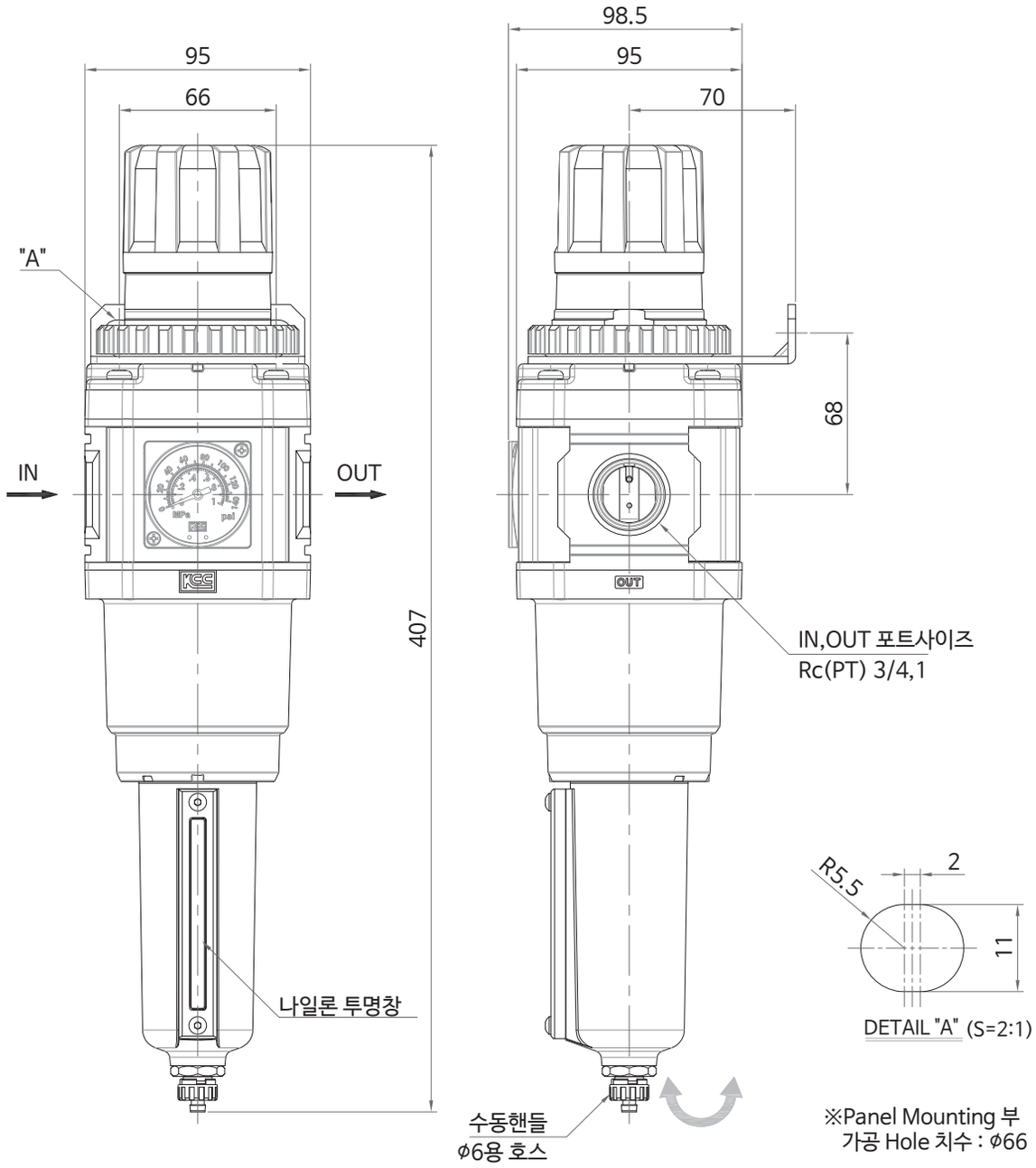

D : 압력계(매입형)	B : 브라켓
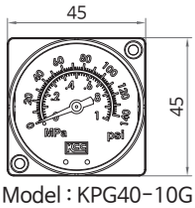 Model : KPG40-10G	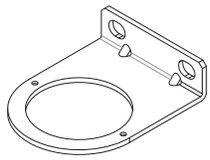 Model : BL601

외형치수도

KAW 601(오토드레인 부착)

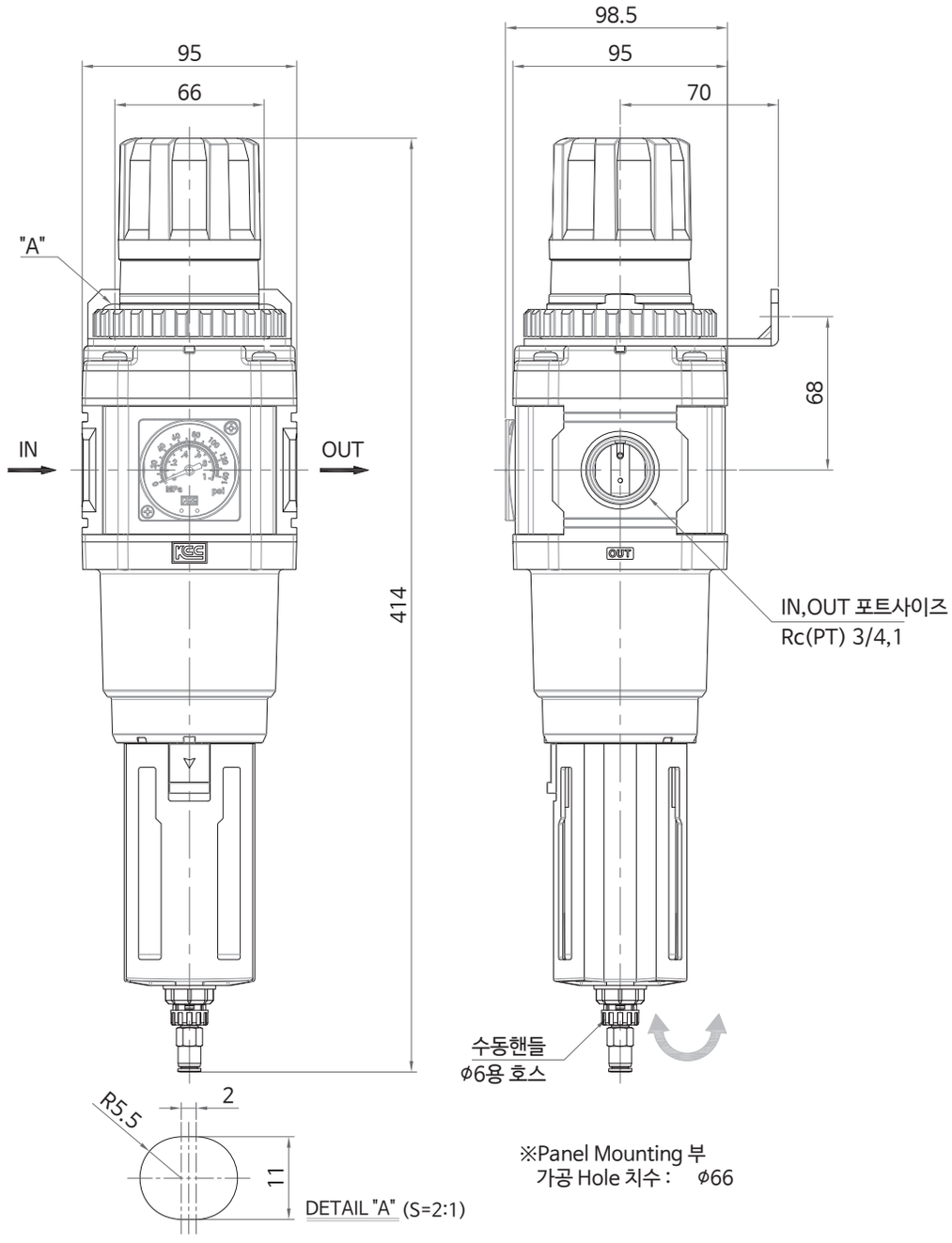

D : 오토드레인(N.O)	G : 압력계(매입형)	B : 브라켓
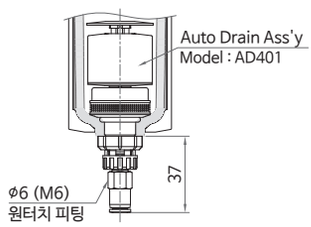	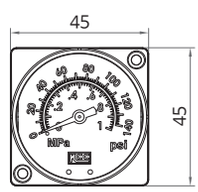	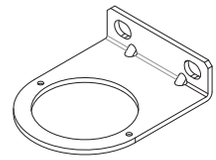
Auto Drain Ass'y Model : AD401 ϕ6 (M6) 원터치 피팅	Model : KPG40-10G	Model : BL601