REVERSIBLE MOTOR

40W □90mm LEAD WIRE TYPE TERMINAL BOX TYPE

K9RS40N□



K9RS40N□-T, T5



SPECIFICATIONS

40W 30분 정격 , 4극

Model		Voltage (V)	Frequency (Hz)	Current (A)	Start T. (N·m/kgf·cm)	Rated T. (N·m/kgf·cm)	Speed (rpm)	Condenser (μF)
K9R□40NJ(-T, -T5)	단상	100	50	1	0.3/3	0.315/3.15	1250	16
			60	1.13	0.33/3.3	0.255/2.55	1550	
K9R□40NU(-T, -T5)		110	60	0.8	0.2/2	0.26/2.6	1500	10
		115		0.83	0.22/2.2			
K9R□40NL(-T, -T5)		200	50	0.45	0.3/3	0.315/3.15	1250	4
			60	0.57		0.26/2.6	1500	
K9R□40NC(-T, -T5)		220	50	0.46	0.3/3	0.315/3.15	1250	3.5
			60	0.55	0.32/3.2	0.26/2.6	1500	
		230	50	0.55	0.4/4	0.315/3.15	1250	
			60	0.58	0.36/3.6	0.26/2.6	1500	
K9R□40ND(-T, -T5)		240	50	0.41	0.34/3.4	0.3/3	1300	3

* □ : SHAFT 형상(S : STRAIGHT, G : PINION)

RATED TORQUE OF GEARHEAD

● 50Hz

단위 = 상단 : N·m / 하단 : kgf·cm

Model	Speed(rpm)	500	416	300	250	200	166	150	120	100	83	75	60	50	41	37	30	25	20	16	15	12.5	10	8.3	7.5
Motor/ Gearhead	Ratio	3	3.6	5	6	7.5	9	10	12.5	15	18	20	25	30	36	40	50	60	75	90	100	120	150	180	200
K9R□40N□(-T, -T5)		0.73	0.87	1.22	1.46	1.82	2.19	2.43	3.04	3.65	4.37	4.37	5.47	6.56	7.87	8.75	10	10	10	10	10	10	10	10	10
K9G□B(C)		7.3	8.7	12.2	14.6	18.2	21.9	24.3	30.4	36.5	43.7	43.7	54.7	65.6	78.7	87.5	100	100	100	100	100	100	100	100	100

● 60Hz

단위 = 상단 : N·m / 하단 : kgf·cm

Model	Speed(rpm)	600	500	360	300	240	200	180	144	120	100	90	72	60	50	45	36	30	24	20	18	15	12	10	9
Motor/ Gearhead	Ratio	3	3.6	5	6	7.5	9	10	12.5	15	18	20	25	30	36	40	50	60	75	90	100	120	150	180	200
K9R□40N□(-T, -T5)		0.62	0.74	1.03	1.24	1.55	1.86	2.07	2.58	3.10	3.72	3.72	4.65	5.58	6.69	7.44	8.37	10	10	10	10	10	10	10	10
K9G□B(C)		6.2	7.4	10.3	12.4	15.5	18.6	20.7	25.8	31.0	37.2	37.2	46.5	55.8	66.9	74.4	83.7	100	100	100	100	100	100	100	100

* GEARHEAD·DECIMAL GEARHEAD는 별매입니다.
* GEARHEAD의 품명중 □에는 감속비가 들어갑니다.
* ▭ 색이 MOTOR와 같은 방향, 그 외에는 반대 방향입니다.
* 표의 감속비보다 더 감속하고자 할 경우는 GEARHEAD와 MOTOR 사이에 감속비 10의 DECIMAL GEARHEAD를 설치할 수 있습니다. 이 경우의 허용 TORQUE는 10 N·m / 100 kgf·cm 입니다.
* 회전수는 MOTOR의 동기 회전수 (50 Hz : 1500 rpm, 60 Hz : 1800 rpm)를 기준으로 하여 감속비로 나누어서 계산하였습니다. 실제의 회전수는 부하의 크기에 따라서 표시된 수치보다 2~20% 적습니다.

GEARHEAD

DIMENSIONS

K9RS40N□

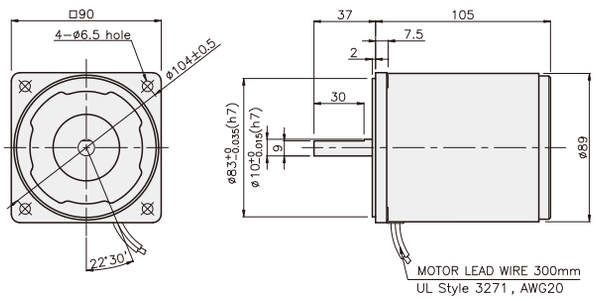

K9RS40N□-T

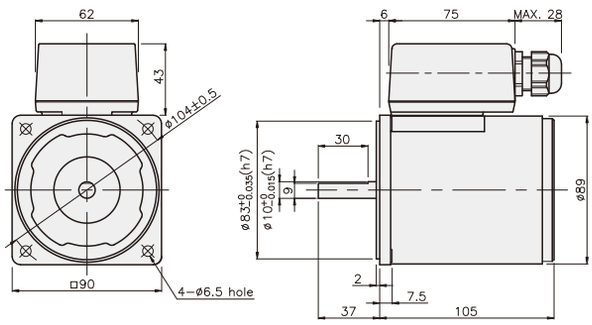

K9RS40N□-T5

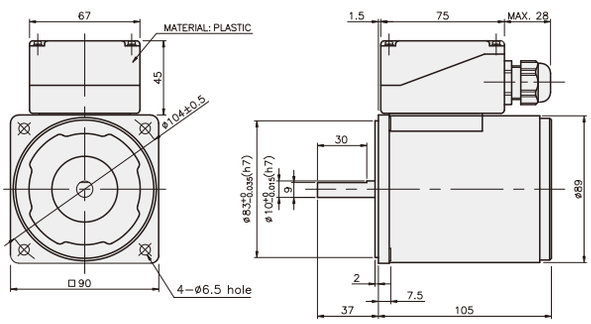

CONNECTION DIAGRAMS

K9RS40N□

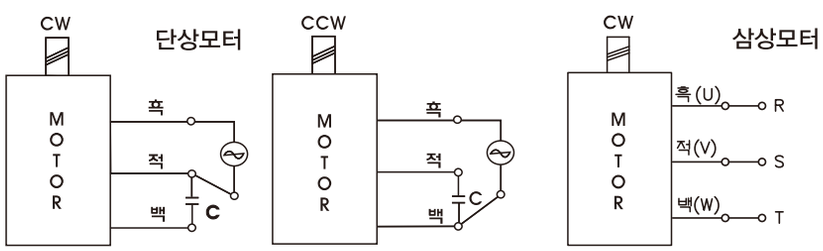

회전방향은 출력축에서 볼 경우

CCW는 U,V,W중 2선을 바꾸어 결선

K9RS40N□-T

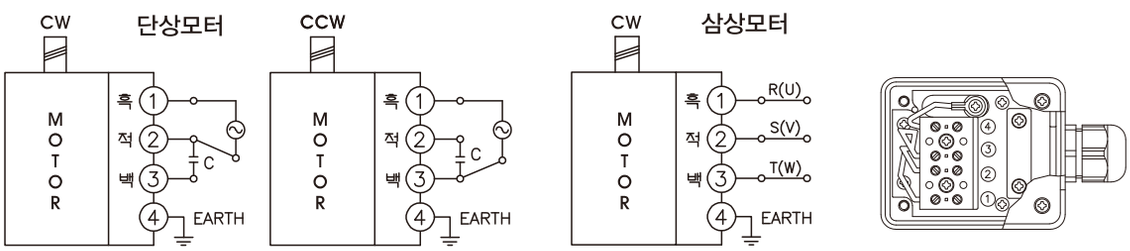

회전방향은 출력축에서 볼 경우

CCW는 U,V,W중 2선을 바꾸어 결선

K9RS40N□-T5

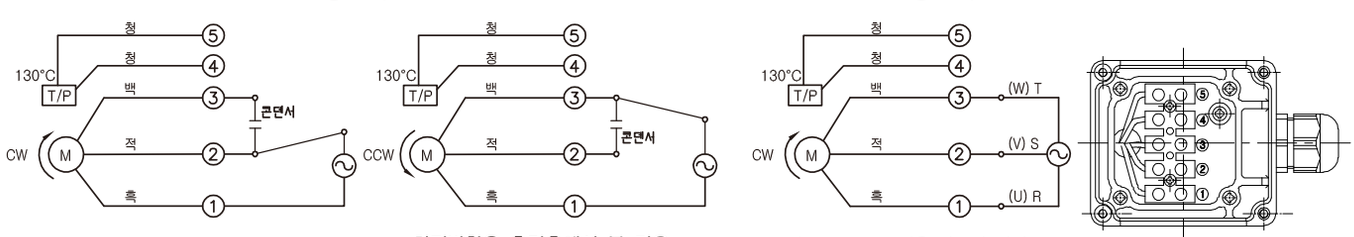

회전방향은 출력축에서 볼 경우

CCW는 U,V,W중 2선을 바꾸어 결선

GEARHEAD

DIMENSIONS

K9G□B(C)



DECIMAL GEARHEAD

K9G10BX

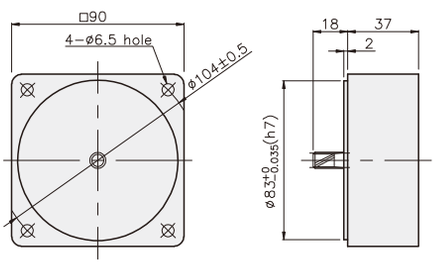

GEARHEAD

K9G□B(C)

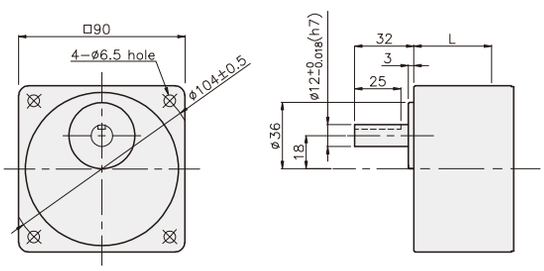

KEY SPEC

● KEY

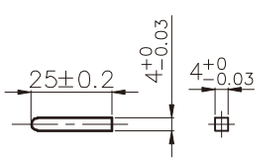

● KEY GROOVE

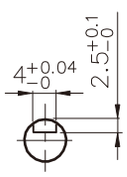

GEARHEAD

DIMENSIONS

K9RG40N□ + K9G□B(C)



K9RG40N□-T(-T5) + K9G□B(C)



치수도표

품번	L	적용기종	취부 BOLT
01	42	K9G3~18B(C)	M6 P1.0 X 65
02	60	K9G20~200B(C)	M6 P1.0 X 80
03	37	K9G10BX	M6 P1.0 X 120

무게

PART		WEIGHT(kg)
MOTOR		2.40
DECIMAL GEARHEAD		0.60
GEAR HEAD	K9G3~18B(C)	0.78
	K9G20~40B(C)	1.04
	K9G50~200B(C)	1.14

K9RG40N□ + K9G□B(C)

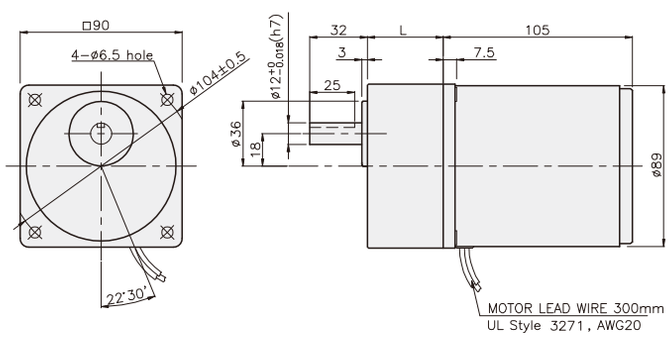

치수도표

품번	L	적용기종	취부 BOLT
01	42	K9G3~18B(C)	M5 P1.0 X 65
02	60	K9G20~200B(C)	M5 P1.0 X 80
03	37	K9G10BX	M5 P1.0 X 120

무게

PART		WEIGHT(kg)
MOTOR		2.52
DECIMAL GEARHEAD		0.60
GEAR HEAD	K9G3~18B(C)	0.78
	K9G20~40B(C)	1.04
	K9G50~200B(C)	1.14

K9RG40N□-T + K9G□B(C)

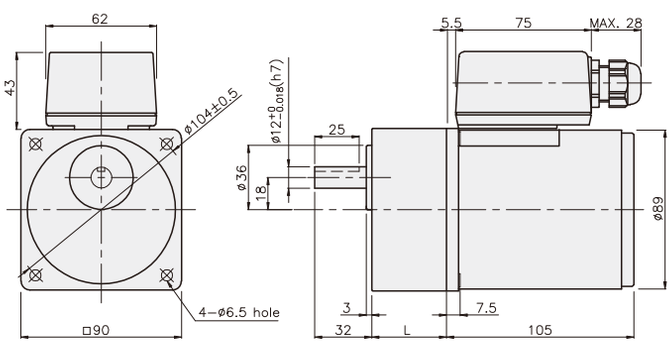

치수도표

품번	L	적용기종	취부 BOLT
01	42	K9G3~18B(C)	M5 P1.0 X 65
02	60	K9G20~200B(C)	M5 P1.0 X 80
03	37	K9G10BX	M5 P1.0 X 120

무게

PART		WEIGHT(kg)
MOTOR		2.52
DECIMAL GEARHEAD		0.60
GEAR HEAD	K9G3~18B(C)	0.78
	K9G20~40B(C)	1.04
	K9G50~200B(C)	1.14

K9RG40N□-T5 + K9G□B(C)

