## FCP-7101/FX-7102 Specifications

| | |
|---|---|
| **ECG** | |
| Leads | Standard 12 Leads |
| Sensitivity Selection | 1/4, 1/2, 1, 2 cm/mV; manual or automatic |
| Time Constant | 3.2 sec or greater |
| Frequency response | 0.05Hz to 150Hz (Within -3dB) |
| Common mode rejection ratio | 103dB or greater |
| Max. electrode potential | ±550mV or greater |
| A/D conversion | 13 bits |
| Sampling frequency | 1000 samples/sec/channel |
| Filters | AC: 50 or 60Hz, -20dB or less |
| | Muscle: 25 or 35Hz, -3dB (-6dB/oct) |
| | Drift: 0.25 or 0.5Hz, -3dB (-6dB/oct) |
| Interpretation Function | Yes (FCP-7101 only) |
| Arrhythmia Analysis | Yes (FCP-7101 only) |
| **ECG Storage** | |
| Internal memory | 128 measurements or greater |
| **Display** | |
| Device | LCD |
| Display area | 115mm (H) x 86mm (V) |
| Resolution | 320 x 240 dots |
| Representation | 3 / 6 / 12 channels/display |
| **Operation** | |
| Devices for operation | Membrane keys |
| **Recorder** | |
| Method | Thermal dot array |
| Paper speed | 5, 10, 12.5, 25 or 50mm/sec |
| Recording paper | Roll: 63mm x 30m (OP-119TE), Z-fold: 63mm x 20m (OP-122TE) |
| **I/O interface** | |
| Communication port | LAN port |
| **Safety** | |
| Regulatory standards | IEC60601-1, IEC60601-2-25, IEC60601-2-51 |
| Electrical shock protection | Class II, Type CF and Internally powered equipment |
| Conformity | CE marking per 93/42/EEC Directive |
| **General** | |
| Power requirements | 100 to 240V AC Universal (AC Adapter Type), 50/60Hz, 70VA or 9.6V (optional rechargeable battery pack), 40W |
| Dimentions | 225 (W) x 180 (D) x 50 (H) mm |
| Weight | Approx. 1.2 Kg (w/o battery) |
| **Option** | |
| Rechargeable battery | 8PH-4/3A3700-H-J18 (Ni-MH) |
| 50mm Adapter set | OA-458 |

FUKUDA DENSHI reserves the right to change specifications without notice.

FUKUDA DENSHI CO.,LTD.
39-4, Hongo 3-chome, Bunkyo-ku, Tokyo 113-8483, Japan
Tel: +81-3-5684-1455 Fax: +81-3-3814-1222

Distributed by:

CardiMax

# FCP-7101
# FX-7102

Advanced Electrocardiograph




FUKUDA DENSHI



# Compact and Portable






**The FCP-7101/FX-7102 is one of the smallest and lightest weight ECG units on the market. It's large LCD display offers unparallel ease of use for checking in patient data as well as clear, accurate viewing of ECG waveforms.**

## Standard 12-lead ECG Waveform

The FCP-7101/FX-7102 features the largest LCD in its class. The large LCD screen allows the user to review real-time ECG waveforms, up to 12 leads at a time.
The increased viewing area provides superior viewing of critical waveforms and heart rate.
In addition, the larger viewing area is much easier for reviewing patient demographics and instrument settings.




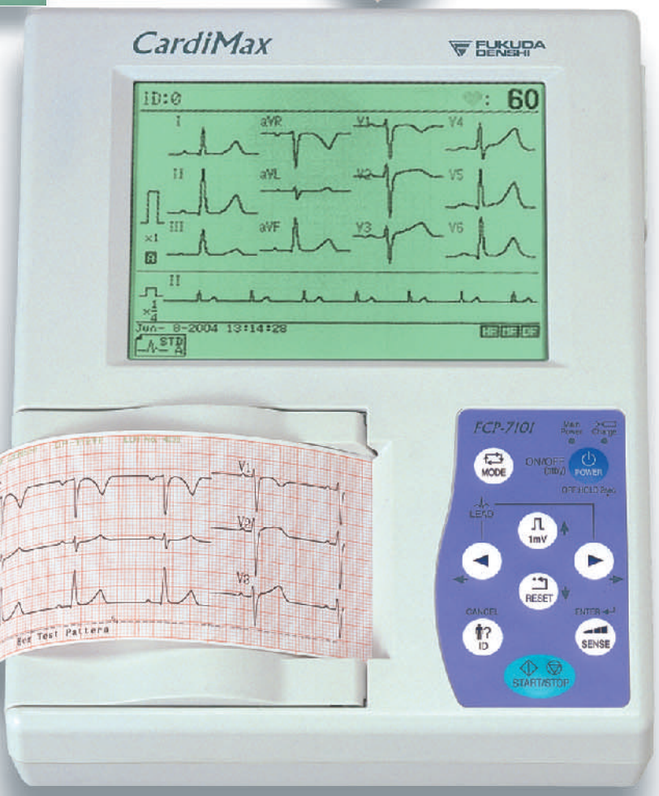


## Selectable of Recording Formats

The user can select recording formats from 1 or 3-channels. The Automatic Recording Mode allows these selections as well as the selection of a 1 channel + 1 rhythm lead with a selectable continuous recording waveforms mode.
Reporting format for measurement or analysis can be selected as required.

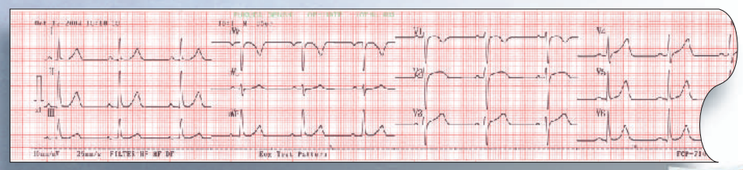

## Internal Memory

A standard Internal Memory allows user to store waveforms and measurement/analysis data for up to 128 examinations.
The operator can review selected ECG data from the memory on LCD screen or for recording as required. A data list can be also printed. In addition to these, FCP-7101 can print the selected Findings for operator' s needs.

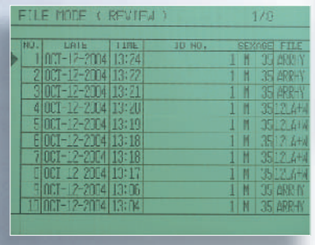


## Communication Port

The LAN port is standard equipped. ECG data can be output as standard format, SCP-ECG, through LAN port. Therefore the unit can be connected with a personal computer to establish data filing system as additional data storage.




## Battery Operation *(Option)*

An optional built-in battery allows the unit to operate up to 3 hours without being connected to the AC adapter. This convenient feature allows the user to conduct ECG examinations even when AC power may not be available.



## Interpretation and Arrhythmia Function *(FCP-7101 only)*

Arrhythmia analysis and interpretation is a standard feature on the FCP-7101.
In addition to interpretation function, FCP-7101 provides an Analysis Guide and Findings functions, to aid the physician understanding of the criteria used for analysis of waveforms.

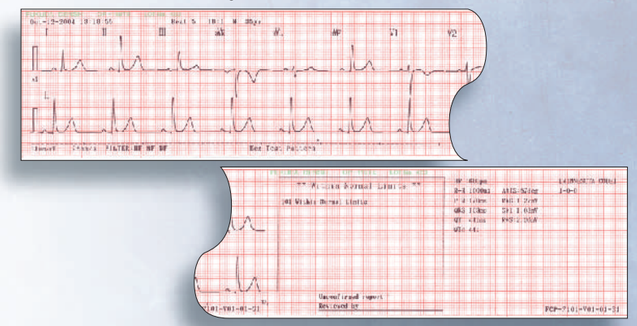



▲Analysis Guide

▲Findings

The arrhythmia analysis function is incorporated to facilitate verification of arrhythmia events that are difficult to detect through short-term ECG monitoring. FCP-7101 analyzes a selected 3 leads for a maximum of three minutes and records the result.

