HANKOOK TOWER CRANE

290HC-E

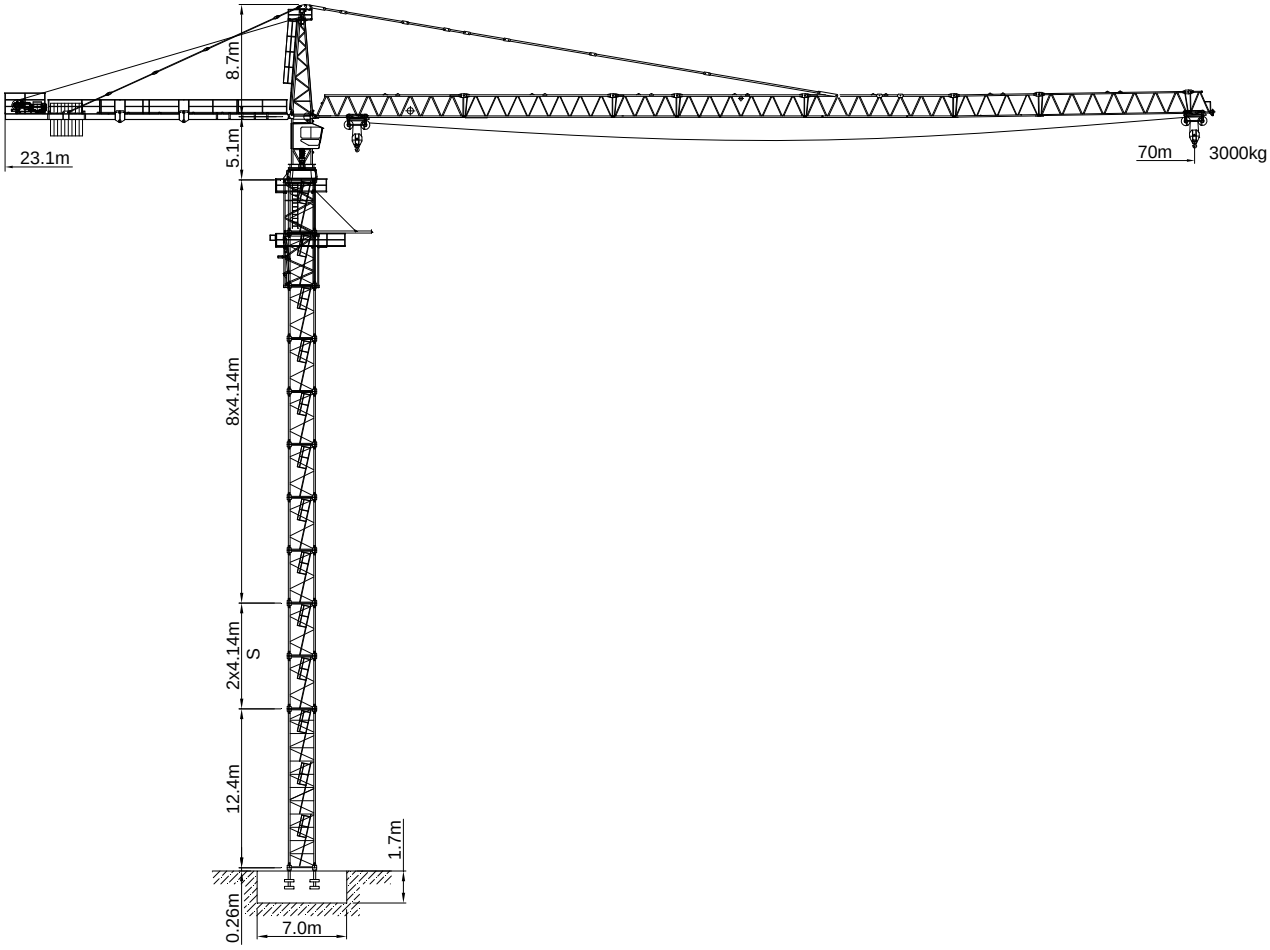

Concrete foundation A
max HUH 56.2m

*HUH : Height under hook

ISO 9001
ISO 14001

JIB COMBINATION

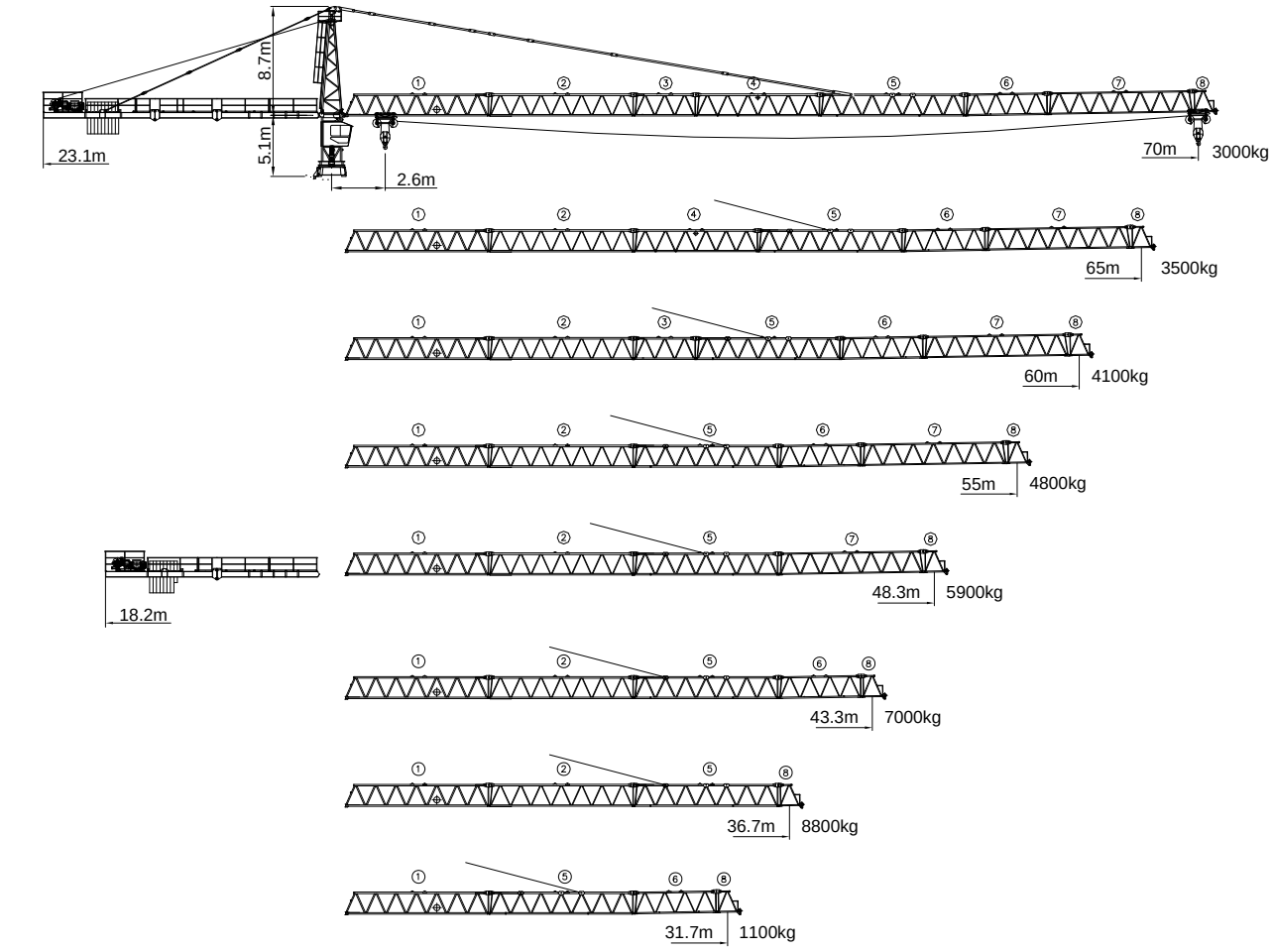

RADIUS AND CAPACITY

Length of jib (Slewing radius) m	MAX Capacity m / kg	Radius and capacity																			
		25.0	28.0	31.7	34.0	36.7	38.0	40.0	42.0	43.3	45.0	48.3	51.0	53.0	55.0	57.0	60.0	62.0	65.0	67.0	70.0
70.0(R=71.36)	2.6–19.1 12,000	10000	9277	8050	7420	6785	6510	6130	5780	5570	5310	4870	4550	4330	4130	3950	3690	3540	3320	3190	**3000**
65.0(R=66.36)	2.6–22.4 12,000	10000	9700	8420	7770	7110	6820	6420	6060	5840	5575	5110	4780	4560	4350	4150	3890	3730	**3500**		
60.0(R=61.36)	2.6–24.1 12,000	11352	10160	8820	8140	7450	7160	6740	6360	6130	5860	5380	5030	4800	4580	4380	**4100**				
55.0(R=56.36)	2.6–25.0 12,000	12000	10595	9210	8500	7790	7480	7045	6650	6420	6130	5630	5270	5030	**4800**						
48.33(R=49.7)	2.6–26.0 12,000	12000	11070	9625	8890	8145	7820	7370	6960	6720	6420	**5900**									
43.33(R=44.7)	2.6–27.0 12,000	12000	11500	10010	9250	8480	8145	7680	7250	**7000**											
36.67(R=38.0)	2.6–27.8 12,000	12000	11930	10390	9600	**8800**															
31.67(R=33.0)	2.6–29.3 12,000	12000	12000	**11000**																	

290HC-E / 65kW

Number of mast sections	Hoisting height	
	m	m
0	14.7	15.9
1	S 18.9	S 20.0
2	S 23.0	S 24.2
3	27.2	28.3
4	31.3	32.4
5	35.4	36.6
6	39.6	40.7
7	43.7	44.9
8	47.9	49.0
9*	52.0	53.1
10*	56.2	-
	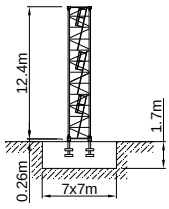	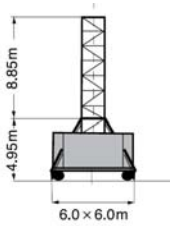

S = Tower section reinforced
*** = Lower guide section after erection**

SPEEDS

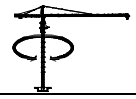	0.7 rpm	2x6.3kW
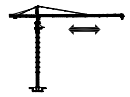	8.0 / 16.0 / 50.0 / 95.0 m/min	5.5kW
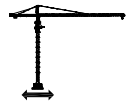	25.0m/min With 6m undercarriage	2x7.5kW

Hoist gear	Gear	kg	m/min
65.0kw , Elmag, WSB	1	12000	1.4/25.0
	2	5350	3.2/58.0
	3	2200	6.7/119

※ Total motor output 100kW
※ Total power requirement(with a simultaneity factor of 0.8) 120 kVA
※ This specification is subject to change without prior notice for high efficiency.
※ In case of generator : Min. 250 kVA above

PACKING LIST

Description		Q'ty	Sketch	Demension(m) L	W	H	Weight (kg,±5%) Unit	Total
JIB	No. 1	1	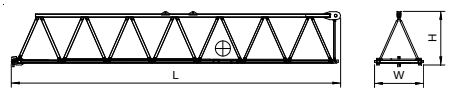	11.940	1.770	1.925	3,200	-
	No. 2	1	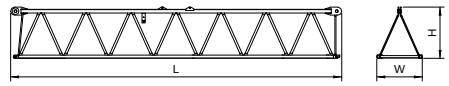	12.020	1.646	1.854	2,120	-
	No. 3	1	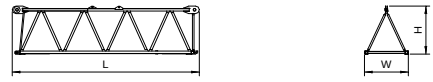	5.360	1.646	1.854	945	-
	No. 4	1	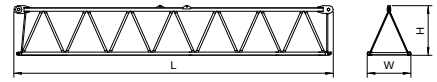	10.360	1.646	1.854	1,650	-
	No. 5	1	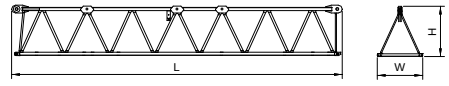	12.000	1.646	1.854	2,140	-
	No. 6	1	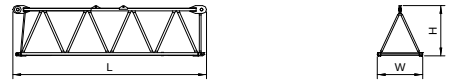	7.030	1.646	1.854	1,055	-
	No. 7	1	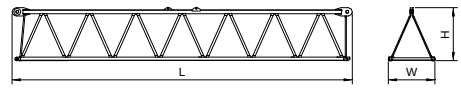	12.020	1.646	1.854	1,330	-
	No. 8	1		2.210	1.830	2.168	370	-

PACKING LIST

Description	Q'ty	Sketch	Demension(m) L	W	H	Weight (kg,±5%) Unit	Total
Counter jib head	1	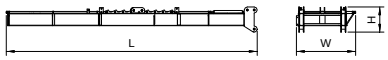	9.100	2.420	0.920	1,950	-
Counter jib heel section	1	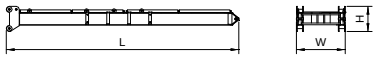	8.440	1.770	0.920	2,930	-
Intermediate counter jib	1		5.220	1.770	0.920	1,480	-
Turn table ass'y	1		5.490	2.740	2.680	10,200	-
Tower head ass'y	1	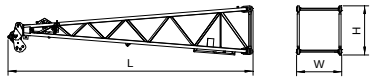	8.880	1.640	1.800	2,540	-
Trolley&Hook ass'y	1		1.870	1.822	1.590	1,120	-
Hoist winch ass'y	1		2.750	2.290	1.660	3,690	-
Counter weight block A	-		2.555	1.310	0.280	2,250	-
Counter weight block B	-		1.645	1.310	0.280	1,450	-
Counter weight block C	-		2.050	0.660	0.370	1,200	-

Climbing equipment

Climbing cage ass'y (Guide section)	1	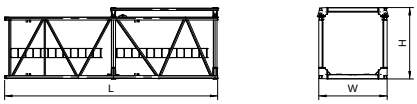	8.390	2.690	2.800	4,870	-

Mast

Basic Mast section	1	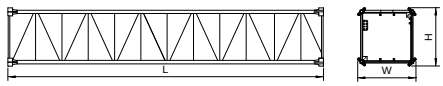	12.410	2.300	2.300	7,550	-
Basic Mast section	1	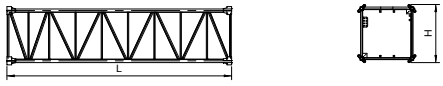	8.840	2.300	2.300	4,960	-
Mast section	8		4.140	2.300	2.300	2,200	17,600
Mast section(S)	2		4.140	2.300	2.300	2,720	5,440

PACKING LIST

Traveling

Description	Q'ty	Sketch	Demension(m) L	W	H	Weight (kg,±5%) Unit	Total
Mast section	1		3.730	2.620	2.620	2,550	-
Drive bogie	2		1.550	0.850	0.705	1,450	2,900
Idle bogie	2		1.300	0.460	0.705	1,280	2,560
Long sopport arm	1		9.100	0.800	0.800	1,650	-
Short support arm	2		4.450	0.770	0.770	800	1,600
Border support	2		5.460	0.110	0.160	175	350
	2		5.400	0.180	0.380	525	1050
Strut support	4		4.140	0.180	0.250	320	1280

* Specifications contained in the catalogue may be changed without prior notice for improvement of quality and performance