Swing Type Level Switches

WKW series

An invention completely separates the electronic circuit from the swing unit.
The swing movement stands on sophisticated principles

Reasons for an isolation being applied

Transmission of moving force from electronic circuit to swinging part by using a magnetic force via the isolation enables the following

- To prevent measured substances from intruding into instruments.
- TTo ignore an excessive load from the paddle.
- It can be applied to high-pressured tanks as well. (Standard 0.2Mpa, option 0.5Mpa)

Why use the electronic force applied?

A driving force by not a motor but an electronic circuit realizes the following

- he torque is constant for a long period of time, and its operation is stable.
- There being no moving part such as gear, clutch and so on, and it secures a long life dramatically.
- The unit comes up with the universal power supply(100~240VAC) that was likely impossible in this product category

Standard Specification

Power	100~240VAC 50/60Hz (Allowable range 85~250VAC)
Power Consumption	12W
Output	Relay contact (250VAC 5A)
Measuring interval	about 5 seconds
Temperature	Ambient 50℃, Inside Tank 60℃ (Max 250℃ / Withstand pressure 19.6KPa)
Withstand Pressure	0.2MPa (Option 0.5Mpa)
Detection	Specific gravity over 0.1
Display	LED in green → indicate (on swing), LED in red → indicate (detecting)
Installation	Flange 5K65A JIS equivalent
Housing	Material AC
IP rating	IP55
Paddle/ Main shaft	Material SUS304
Cable Conduit	G1/2

Applicable Models

- **WKW-8(Standard type)**
- **WKW-8S(Protective-Tube Extension type)**
- **WKW-8H(Heat-Resistant type)**
- **WKW-8A(Shaft-Length Adjustment type)**
- **WKW-15(Load Resistance type)**

WKW-8(Standard type)



WKW-8(AC)

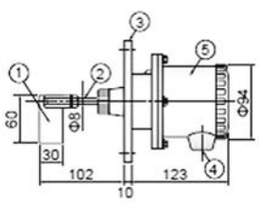

Withstand Pressure 0.2MPa

No.	Parts Name	Material
1	Paddle	SUS304
2	Main shaft	SUS304
3	Flange	AC
4	Cable conduit	AC
5	Housing	AC

WKW-8(SUS)

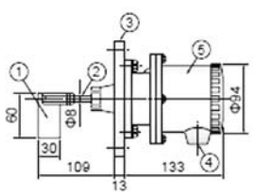

Withstand Pressure 0.5MPa

No.	Parts Name	Material
1	Paddle	SUS304
2	Main shaft	SUS304
3	Flange	SUS304
4	Cable conduit	AC
5	Housing	AC

WKW-8S(Protective-Tube extension type)



WKW-8S(AC)

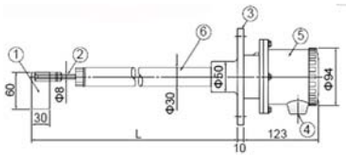

Withstand Pressure 0.5MPa

No.	Parts Name	Material
1	Paddle	SUS304
2	Main shaft	SUS304
3	Flange	AC
4	Cable conduit	AC
5	Housing	AC
6	Protective tube	SUS304

WKW-8S(SUS)

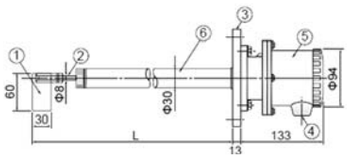

Withstand Pressure 0.5MPa

No.	Parts Name	Material
1	Paddle	SUS304
2	Main shaft	SUS304
3	Flange	SUS304
4	Cable conduit	AC
5	Housing	AC
6	Protective tube	SUS304

WKW-8A(Shaft-Length Adjustment type)



WKW-8A(AC•SP)

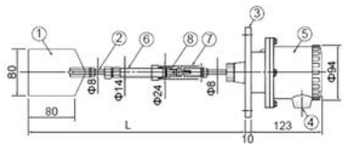

Withstand Pressure 0.2MPa

No.	Parts Name	Material
1	Paddle	SUS304
2	Main shaft	SUS304
3	Flange	AC
4	Cable conduit	AC
5	Housing	AC
6	Protective tube	SUS304/SGP
7	Spring	SWP/SUS304
8	Universal joint	SS400/SUS304

WKW-8A(AC)

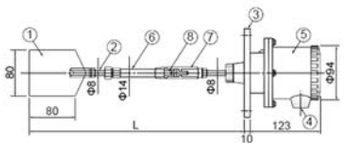

Withstand Pressure 0.2MPa

No.	Parts Name	Material
1	Paddle	SUS304
2	Main shaft	SUS304
3	Flange	AC
4	Cable conduit	AC
5	Housing	AC
6	Protective tube	SUS304/SGP
7	Joint cover	NBR
8	Universal joint	SS400

	Max Dimension(mm)	Min Dimension(mm)
1	524	398
2	1,024	648
3	1,524	898
4	2,024	1,148
5	2,524	1,398
6	3,024	1,648
7	4,024	2,148
8	5,024	2,648

WKW-8H(Heat-Resistant type)

- Max 250℃ & Stand Pressure 19.6KPa
  *Consult with us for high temp. & pressure



WKW-8H(SS)

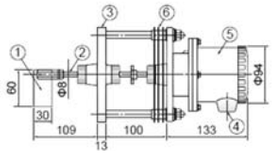

No.	Parts Name	Material
1	Paddle	SUS304
2	Main shaft	SUS304
3	Flange	SS400/SUS304
4	Cable conduit	AC
5	Housing	AC
6	Radiation fin	ALP

WKW-8HS(AC)

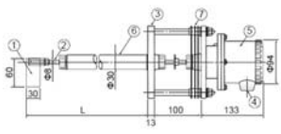

No.	Parts Name	Material
1	Paddle	SUS304
2	Main shaft	SUS304
3	Flange	SS400/SUS304
4	Cable conduit	AC
5	Housing	AC
6	Protective tube	SUS304
7	Radiation fin	ALP

WKW-15(Load Resistance type)



WKW-15(AC)

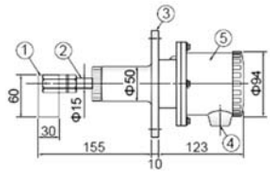

Withstand Pressure 0.2MPa

No.	Parts Name	Material
1	Paddle	SUS304
2	Main shaft	SUS304
3	Flange	AC
4	Cable conduit	AC
5	Housing	AC

WKW-15(SUS)

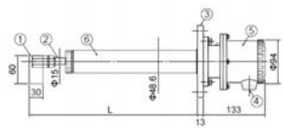

Withstand Pressure 0.5MPa

No.	Parts Name	Material
1	Paddle	SUS304
2	Main shaft	SUS304
3	Flange	SUS304
4	Cable conduit	AC
5	Housing	AC
6	Protective tube	SUS304