HI-COUPLER



Hi-Coupler is a one-touch connector used for air and gas pipes, air tools, and hose connections.

Features

- Socket and Plug are convenient and easy to use with different kinds of threads and hoses. The 25 type, 35 type, 300 type, 450 type, 500 type, 900 type and other specifications are available upon request.
- Two kinds of types (the 25 type for OX use and 25 type for CO_2 use, the 900 type for OX use and 900 type for CO_2 use) are not interchangeable with each other. This helps prevent gas accidents caused by wrong connections.
- Since an automatic shut off valve is built in the socket, there is no need to lock the main valve when disconnecting a hose.
- A wide variety of products and specifications are available, depending on the purpose of use and place of use.
- Abrasion resistance and durability are excellent with improved strength.
- Different colors are used for each gas, helping to create improvements in visual safety.

Specifications

Application Size	1/4" 5/16" 3/8" 1/2" 3/4" 1" 1-1/4"	
Body Material	Steel, Brass, Stainless steel	
Sealing Material / Operating Temperature	Sealing Material	Operating Temperature Range
	Nitrile rubber (NBR)	-20℃ ~ +80℃

Pressure

Material	Steel	Brass	Stainless steel
Max. Working Pressure	1.5 MPa (15 kgf/cm²)	1.0 MPa (10 kgf/cm²)	1.5 MPa (15 kgf/cm²)
Proof Pressure	2.0 MPa (20 kgf/cm²)	1.5 MPa (15 kgf/cm²)	2.0 MPa (20 kgf/cm²)

Maximum Recommended Torque: N-m(kgf-cm)

Thread Size		1/4"	3/8"	1/2"	3/4"	1"
Torque	**Steel**	14(143)	22(224)	60(612)	100(1020)	120(1224)
	Brass	9(92)	11(112)	30(306)	50(510)	65(663)
	Stainless Steel	14(143)	22(224)	60(612)	100(1020)	120(1224)

Direction of fluid flow

Fluid must flow from the side of the socket to the side of the plug.



Use

Material	Steel	Brass	Stainless Steel
Applicable fluids	Air, Oil	Air, Gas	Air, Gas
Use	▪ Air tools ▪ Pneumatic tools ▪ Various Air / Gas pipes		

Pressure-Flow rate Graph

● Fluid: Air ● Temperature: Room Temperature

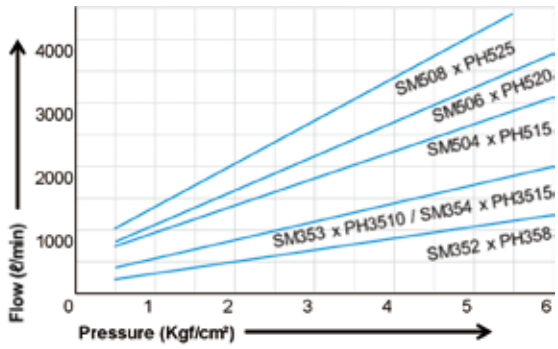

Instructions for use

- The direction of fluid always flows from the side of the socket to the side of the plug.
- When using a vibration tool, connect a rubber hose about 30cm long between the tool and coupler to absorb the shock and vibrations.

Application example



HI-COUPLER DIMENSIONS

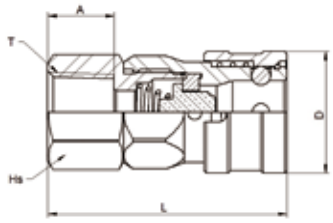



S (SOCKET)

SF Type

Type	Model	Dimensions (mm)				
		L	D	Hs	A	T
25 type	SF-252	49.5	23.5	17	13	PT 1/4"
	SF-253	50.5	23.5	21	14	PT 3/8"
	SF-254	52.5	23.5	27	15	PT 1/2"
25C type	SF-252C	49.5	23.5	17	13	PT 1/4"
	SF-253C	50.5	23.5	21	14	PT 3/8"
	SF-254C	52.5	23.5	27	15	PT 1/2"
35 type	SF-352	49.5	25.2	19	13	PT 1/4"
	SF-353	50.5	25.2	21	14	PT 3/8"
	SF-354	52.5	25.2	27	15	PT 1/2"
300 type	SF-303	54.5	29.7	24	14	PT 3/8"
	SF-304	55.5	29.7	27	16	PT 1/2"
	SF-306	58	29.7	32	17	PT 3/4"
350 type	SF-3503	54.5	29.7	24	14	PT 3/8"
	SF-3504	55.5	29.7	27	15	PT 1/2"
	SF-3506	58	29.7	32	17	PT 3/4"
450 type	SF-453	54.5	29.7	24	14	PT3/8"
	SF-454	55.5	29.7	27	15	PT 1/2"
	SF-456	58	29.7	32	15	PT 3/4"

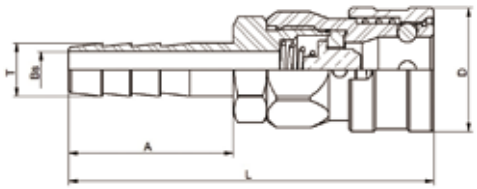



SH Type

Type	Model	Dimensions (mm)					Application
		L	D	A	Bs	T	
25 type	SH-258	71.5	23.5	30	5	8.6	8A 5/16" HOSE
25C type	SH-258C	71.5	23.5	30	5	8.6	8A 5/16" HOSE
35 type	SH-358	71.5	25.2	30	5	8.6	8A 5/16" HOSE
	SH-3510	75.5	25.2	34	7.5	10.5	10A 3/8" HOSE
	SH-3515	75.5	25.2	34	9	13.7	15A 1/2" HOSE
300 type	SH-308	74	29.7	30	5	8.6	8A 5/16" HOSE
	SH-315	78	29.7	34	10	13.7	15A 1/2" HOSE
350 type	SH-3508	74	29.7	30	5	8.6	8A 5/16" HOSE
	SH-35015	78	34	34	10	13.7	15A 1/2" HOSE
450 type	SH-4508	74	29.7	30	5	8.6	8A 5/16" HOSE
	SH-4515	78	34	34	10	13.7	15A 1/2" HOSE

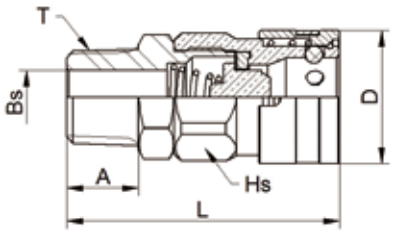



SM Type

Type	Model	Dimensions (mm)					
		L	D	Hs	A	Bs	T
25 type	SM-252	55.5	23.5	17	13	8	PT 1/4"
	SM-253	56.5	23.5	19	14	9	PT 3/8"
	SM-25(CO_2)	53.5	23.5	17	11	5	9/16"-18 UNF S-CABLE
25C type	SM-252C	55.5	23.5	17	13	8	PT 1/4"
	SM-253C	56.5	23.5	19	14	9	PT 3/8"
	SM-25C(CO_2)	53.5	23.5	17	11	5	9/16"-18 UNF S-CABLE
35 type	SM-352	55.5	25.2	19	13	8	PT 1/4"
	SM-353	56.5	25.2	19	14	9	PT 3/8"
	SM-35(CO_2)	53.5	25.2	19	11	5	9/16"-18 UNF S-CABLE
300 type	SM-303	59	29.7	24	14	9	PT 3/8""
	SM-304	61	29.7	24	15	13	PT 1/2"
	SM-306	62.5	29.7	32	18	15	PT 3/4"
350 Type	SM-3503	59	29.7	24	14	9	PT 3/8""
	SM-3504	61	29.7	27	15	13	PT 1/2"
	SM-3506	62.5	29.7	32	18	15	PT 3/4"
450 type	SM-453	59	29.7	24	14	9	PT 3/8"
	SM-454	61	29.7	27	15	13	PT 1/2"
	SM-456	62.5	29.7	32	18	15	PT 3/4"

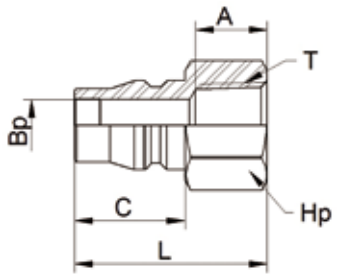

25/35/300/350/450 type



25C type



P (PLUG)

PF Type

Type	Model	Dimensions (mm)					
		L	Hp	C	A	Bp	T
25 type	PF-252	36	17	20	13	6.5	PT 1/4"
	PF-253	37	22	20	14	6.5	PT 3/8"
	SPF-25	35	17	20	13	6.5	9/16"-18 UNF
25C type	PF-252C	36	17	20	13	6.5	PT 1/4"
	PF-253C	37	22	20	14	6.5	PT 3/8"
	SPF-25C	35	17	20	13	6.5	9/16"-18 UNF
35 type	PF-352	36	17	20	13	7.5	PT 1/4"
	PF-353	37	22	20	14	7.5	PT 3/8"
	PF-354	38	27	20	15	7.5	PT 1/2"
	SPF-35	35	17	20	13	7.5	9/16"-18 UNF
300 type	PF-303	37.5	22	21.5	14	10.3	PT 3/8"
	PF-304	39.5	27	21.5	15	10.3	PT 1/2"
350 type	PF-3503	37.5	22	20.5	14	10.3	PT 3/8"
	PF-3504	38.5	27	20.5	15	10.3	PT 1/2"
450 type	PF-453	37.5	22	21.5	14	10.3	PT 3/8"
	PF-454	39.5	27	21.5	15	10.3	PT 1/2"

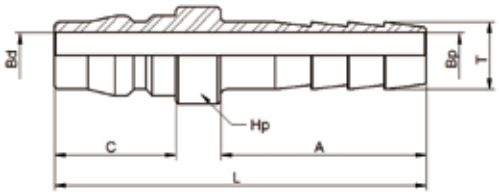

25 type



25C type



35/300/350 type



450 type



PH Type

Type	Model	Dimensions (mm)							Application
		L	Hp	C	A	T	Bp	Bd	
25 type	PH-25	56.5	16	20	30	8.6	5	6.5	8A 5/16" HOSE
25C type	PH-25C	56.5	16	20	30	8.6	5	6.5	8A 5/16" HOSE
35 type	PH-358	56.5	16	20	30	8.6	5	7.5	8A 5/16" HOSE
	PH-3510	61.5	16	20	34	10.5	7.5	7.5	10A 3/8" HOSE
	PH-3515	61.5	19	20	34	13.7	9	7.5	15A 1/2" HOSE
300 type	PH-308	58	19	21.5	30	8.6	5	10.3	8A 5/16" HOSE
	PH-310	62	19	21.5	34	10.5	5	10.3	10A 3/8" HOSE
	PH-315	63.5	19	21.5	34	13.7	10	10.3	15A 1/2" HOSE
350 type	PH-3508	58	19	20.5	30	8.6	8	10.3	8A 5/16" HOSE
	PH-35010	62	19	21.5	34	10.5	5	10.3	10A 3/8" HOSE
	PH-35015	62.5	19	20.5	34	13.7	10	10.3	15A 1/2" HOSE
450 type	PH-4508	58	19	21.5	30	8.6	8	10.3	8A 5/16" HOSE
	PH-4510	62	19	21.5	34	10.5	5	10.3	10A 3/8" HOSE
	PH-4515	63.5	19	21.5	34	13.7	10	10.3	15A 1/2" HOSE

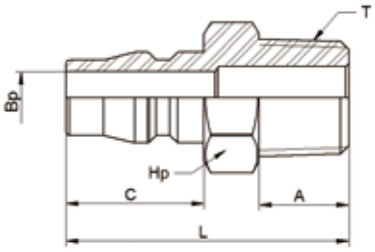

25 / 35 type



25C type



300/350/450 type



PM Type

Type	Model	Dimensions (mm)					
		L	Hp	C	A	Bp	T
25 type	PM-252	39	14	20	13	6.5	PT 1/4"
	PM-253	41	19	20	14	6.5	PT 3/8"
25C type	PM-252C	39	14	20	13	6.5	PT 1/4"
	PM-253C	41	19	20	14	6.5	PT 3/8"
35 type	PM-352	39	14	20	13	7.5	PT 1/4"
	PM-353	41	19	20	14	7.5	PT 3/8"
	PM-354	44	22	20	15	7.5	PT 1/2"
300 type	PM-302	41.5	19	21.5	13	10.3	PT 1/4"
	PM-303	42.5	19	21.5	14	10.3	PT 3/8"
	PM-304	49.5	22	21.5	15	10.3	PT 1/2"
350 type	PM-3502	41.5	19	20.5	13	10.3	PT 1/4"
	PM-3503	42.5	19	20.5	14	10.3	PT 3/8"
	PM-3504	49.5	22	20.5	15	10.3	PT 1/2"
450 type	PM-452	41.5	19	21.5	13	10.3	PT 1/4"
	PM-453	42.5	19	21.5	14	10.3	PT 3/8"
	PM-454	49.5	22	21.5	15	10.3	PT 1/2"

MID TO LARGE-SIZE HI-COUPLER DIMENSIONS

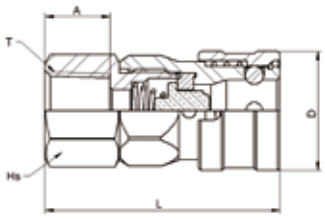



S (SOCKET)						
SF Type						
Type	Model	Dimensions (mm)				
		L	D	Hs	A	T
500 type	SF-504	57.5	35.6	30	15	PT 1/2"
	SF-506	61	35.6	32	17	PT 3/4"
	SF-508	65	35.6	41	20	PT 1"
900 type	SF-904	58	39	32	15	PT 1/2"
	SF-906	63	39	35	17	PT 3/4"
	SF-908	65.5	39	41	20	PT 1"
900A type	SF-904A	58	39	32	15	PT 1/2"
	SF-906A	63	39	35	17	PT 3/4"
	SF-908A	65.5	39	41	20	PT 1"
900C type	SF-904C	58	39	32	15	PT 1/2"
	SF-906C	63	39	35	17	PT 3/4"
	SF-908C	65.5	39	41	20	PT 1"
1000 type	SF-1008	70	47	41	20	PT 1"
	SF-1010	73	47	50.8	23	PT 1-1/4"
1100 type	SF-1108	70	47	41	20	PT 1"
	SF-1110	73	47	50.8	23	PT 1-1/4"

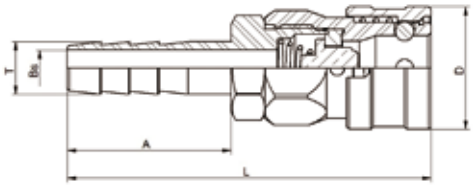



SH Type							
Type	Model	Dimensions (mm)					Application
		L	D	A	Bs	T	
500 type	SH-515	82	35.6	34	9	13.7	15A 1/2" HOSE
	SH-520	93	35.6	45	15	20.5	20A 3/4" HOSE
	SH-525	103	35.6	55	17.5	25	25A 1" HOSE
900 type	SH-920	93	39	45	15	20.5	20A 3/4" HOSE
	SH-925	103	39	55	17.5	25	25A 1" HOSE
900A type	SH-920A	93	39	45	15	20.5	20A 3/4" HOSE
	SH-925A	103	39	55	17.5	25	25A 1" HOSE
900C type	SH-920C	93	39	45	15	20.5	20A 3/4" HOSE
	SH-925C	103	39	55	17.5	25	25A 1" HOSE
1000 type	SH-1025	113	47	55	17.5	25	25A 1" HOSE
	SH-1032	116	47	58	24	32	32A 1-1/4" HOSE
1100 type	SH-1125	113	47	55	17.5	25	25A 1" HOSE
	SH-1132	116	47	58	24	32	32A 1-1/4" HOSE

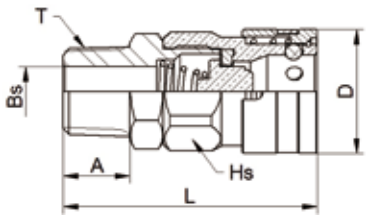



SM Type							
Type	Model	Dimensions (mm)					
		L	D	Hs	A	BS	T
500 type	SM-504	65	35.6	30	15	13	PT 1/2"
	SM-506	67	35.6	32	18	15	PT 3/4"
	SM-508	70	35.6	41	20	20	PT 1"
900 type	SM-904	67	39	32	15	13	PT 1/2"
	SM-906	68	39	32	18	15	PT 3/4"
	SM-908A	70	39	38	20	20	PT 1"
900A type	SM-904A	67	39	32	15	13	PT 1/2"
	SM-906A	68	39	32	18	15	PT 3/4"
	SM-908A	70	39	38	20	20	PT 1"
900C type	SM-904C	67	39	32	15	13	PT 1/2"
	SM-906C	68	39	32	18	15	PT 3/4"
	SM-908C	70	39	38	20	20	PT 1"
1000 type	SM-1008	75	47	38	20	20	PT 1"
	SM-1010	78	47	45	23	30	PT 1-1/4"
1100 type	SM-1108	75	47	38	20	20	PT 1"
	SM-1110	78	47	45	23	30	PT 1-1/4"

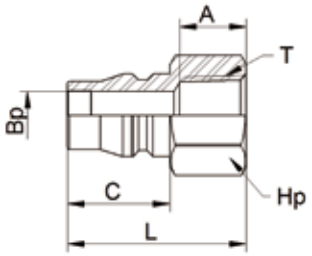

500/900/1000/1100 type



P (PLUG)

PF Type

Type	Model	Dimensions (mm)					
		L	Hp	C	A	Bp	T
500 type	PF-504	41.5	27	23.5	14	13	PT 1/2"
	PF-506	45	32	23.5	15	13	PT 3/4"
	PF-508	49	41	23.5	20	13	PT 1"
900 type	PF-904	41.5	27	23.5	17	15.5	PT 1/2"
	PF-906	45	32	23.5	17	15.5	PT 3/4"
	PF-908	49	41	23.5	20	15.5	PT 1"
900A type	PF-904A	41.5	27	23.5	17	15.5	PT 1/2"
	PF-906A	45	32	23.5	17	15.5	PT 3/4"
	PF-908A	49	41	23.5	20	15.5	PT 1"
900C type	PF-904C	41.5	27	23.5	17	15.5	PT 1/2"
	PF-906C	45	32	23.5	17	15.5	PT 3/4"
	PF-908C	49	41	23.5	20	15.5	PT 1"
1000 type	PF-1008	61.5	41	29.5	20	18.5	PT 1"
	PF-1010	63.5	50.8	29.5	23	18.5	PT 1-1/4""
1100 type	PF-1108	61.5	41	29.5	20	18.5	PT 1"
	PF-1110	63.5	50.8	29.5	23	18.5	PT 1-1/4"

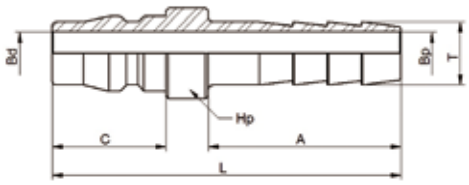

500 type



900/1000/1100 type



900A type



900C type



PH Type

Type	Model	Dimensions (mm)							Application
		L	Hp	C	A	T	Bp	Bd	
500 type	PH-508	50.5	22	23.5	30	8.6	9	13	8A 5/16" HOSE
	PH-510	65.5	22	23.5	34	10.5	9	13	10A 3/8" HOSE
	PH-515	65.5	22	23.5	34	13.7	9	13	15A 1/2" HOSE
	PH-520	76.5	25	23.5	45	20.5	15	13	20A 3/4" HOSE
	PH-525	86.5	28	23.5	55	25	17.5	13	25A 1" HOSE
900 type	PH-915	65.5	25	23.5	34	13.7	9	15.5	15A 1/2" HOSE
	PH-920	76.5	25	23.5	45	20.5	15	15.5	20A 3/4" HOSE
	PH-925	86.5	28	23.5	55	25	17.5	15.5	25A 1" HOSE
900A type	PH-915A	65.5	25	23.5	34	13.7	9	15.5	15A 1/2" HOSE
	PH-920A	76.5	25	23.5	45	20.5	15	15.5	20A 3/4" HOSE
	PH-925A	86.5	28	23.5	55	25	17.5	15.5	25A 1" HOSE
900C type	PH-915C	65.5	25	23.5	34	13.7	9	15.5	15A 1/2" HOSE
	PH-920C	76.5	25	23.5	45	20.5	15	15.5	20A 3/4" HOSE
	PH-925C	86.5	28	23.5	55	25	17.5	15.5	25A 1" HOSE
1000 type	PH-1025	92.5	32	29.5	55	25	17.5	18.5	25A 1" HOSE
	PH-1032	97.5	35	29.5	55	32	24	18.5	32A 1-1/4" HOSE
1100 type	PH-1125	92.5	32	29.5	55	25	17.5	18.5	25A 1" HOSE
	PH-1132	97.5	35	29.5	58	32	24	18.5	32A 1-1/4" HOSE

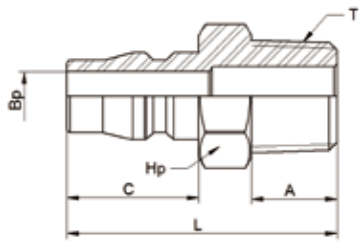

500 type



900/1000/1100 type



PM Type

Type	Model	Dimensions (mm)					
		L	Hp	C	A	Bp	T
500 type	PM-504	48.5	22	23.5	15	13	PT 1/2"
	PM-506	50.5	27	23.5	17	13	PT 3/4"
	PM-508	53.5	35	23.5	20	13	PT 1"
900 type	PM-904	48.5	24	23.5	15	15.5	PT 1/2"
	PM-906	50.5	27	23.5	17	15.5	PT 3/4"
	PM-908	53.5	35	23.5	20	15.5	PT 1"
900A type	PM-904A	48.5	24	23.5	15	15.5	PT 1/2"
	PM-906A	50.5	27	23.5	17	15.5	PT 3/4"
	PM-908A	53.5	35	23.5	20	15.5	PT 1"
900C type	PM-904C	48.5	24	23.5	15	15.5	PT 1/2"
	PM-906C	50.5	27	23.5	17	15.5	PT 3/4"
	PM-908C	53.5	35	23.5	20	15.5	PT 1"
1000 type	PM-1006	56.5	27	29.5	17	18.5	PT 3/4"
	PM-1008	59.5	35	29.5	20	18.5	PT 1"
	PM-1010	62.5	45	29.5	23	18.5	PT 1-1/4"
1100 type	PM-1106	56.5	27	29.5	17	18.5	PT 3/4"
	PM-1108	59.5	35	29.5	20	18.5	PT 1"
	PM-1110	62.5	45	29.5	23	18.5	PT 1-1/4"