TC-5972DP Pneumatic Shield Box



주요 특징

- 견고한 내구성 및 뛰어난 차폐효과
- 공압에 의한 개폐 작동과 다양한 Fixture 동작구현
- 모든 Data, DC line에 EMI 필터 적용
- 고객의 요구에 맞는 다양한 테스트 용이
- LED 표시(RED/GREEN)에 따른 테스트 동작확인
- RS-232C를 이용한 원격제어
- 우수한 성능의 흡수체 적용으로 인한 효과적인 Radiation 테스트 환경 제공

TESCOM

제품 사양

Mechanical Specifications

RF Connectors without I/O interface panel	
	four(4) N(f) outside and SMA(f) inside
Line voltage	
	DC 24 V, Max. 2 A.
Remote control	
	RS-232C, 3 wire, DB9(s)
Air connection	
Main connector	6 mm OD hose, one-touch push-on fitting
Fixture control connector	4 mm OD hose, one-touch push-on fitting
Input air pressure	5 to 10 bar
Dimension	
Inside	445(W) x 449(D) x 338(H) mm, 208(D) mm top side
Outside	582(W) x 661(D) x 451(H) mm
Weight	
TC-5972DP	approx. 32 kg
***Packing**	
Size	830(W) x 700(D) x 555(H) mm
Weight	approx. 42 kg
*Packing 사이즈와 무게는 Packing 방법에 따라 다소 오차가 있을 수 있습니다.	

Copyright © Tescom Co., Ltd. All right reserved.
#927 Unitechvil 142, Ilsan-ro, Ilsandong-gu, Goyang-si, Gyeonggi-do, Korea [10442]
TEL: 82-31-920-6600 FAX: 82-31-920-6607 support@tescom.org http://www.tescom.co.kr

Dimensions

- TC-5972DP 외부 사이즈

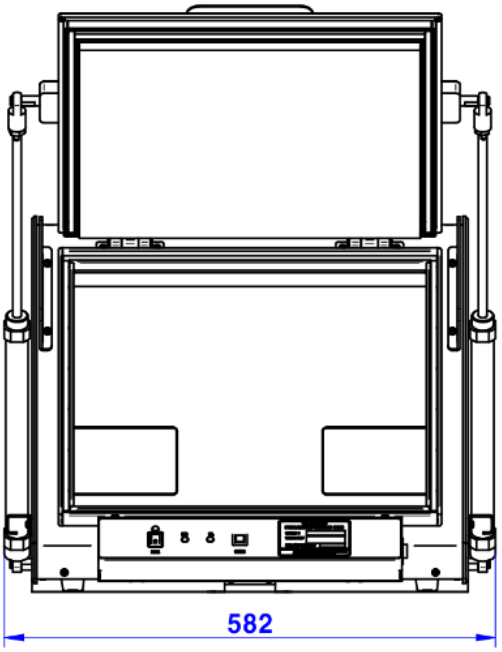

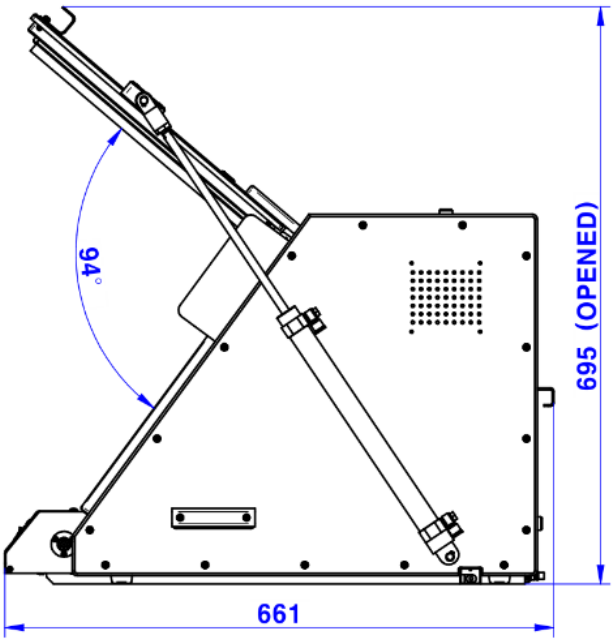

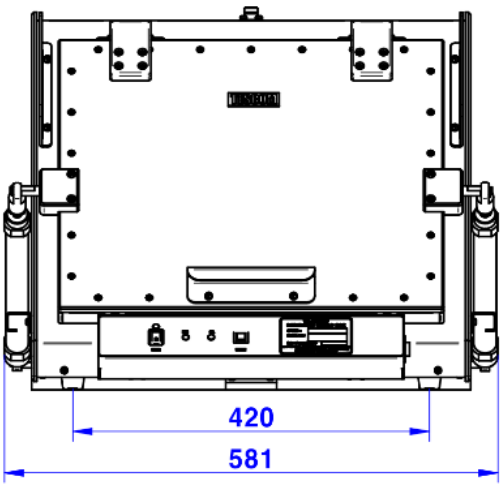

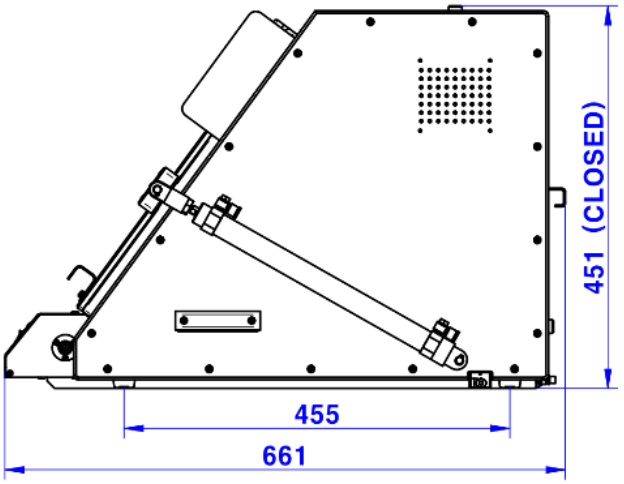

Copyright © Tescom Co., Ltd. All right reserved.
#927 Unitechvil 142, Ilsan-ro, Ilsandong-gu, Goyang-si, Gyeonggi-do, Korea [10442]
TEL: 82-31-920-6600 FAX: 82-31-920-6607 support@tescom.org http://www.tescom.co.kr

- TC-5972DP 내부 사이즈

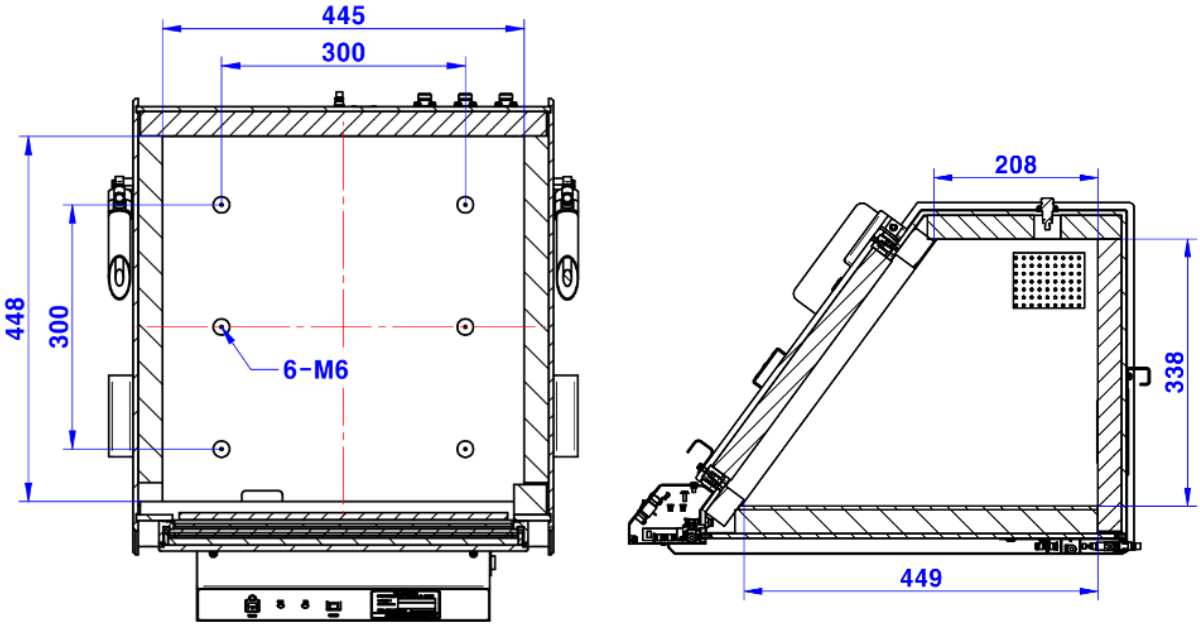

Typical RF Shielding

- Blank 패널을 적용하여 측정한 기준입니다. 차폐 효과는 I/O 인터페이스에 따라 다를 수 있습니다.

Frequency	Shielding effectiveness (dB)
100 to 2000 MHz	> 70 dB
2000 to 3000 MHz	> 70 dB
3000 to 6000 MHz	> 60 dB

Absorber Reflectivity

- Absorber에서 반사된 신호를 VNA를 이용하여 측정

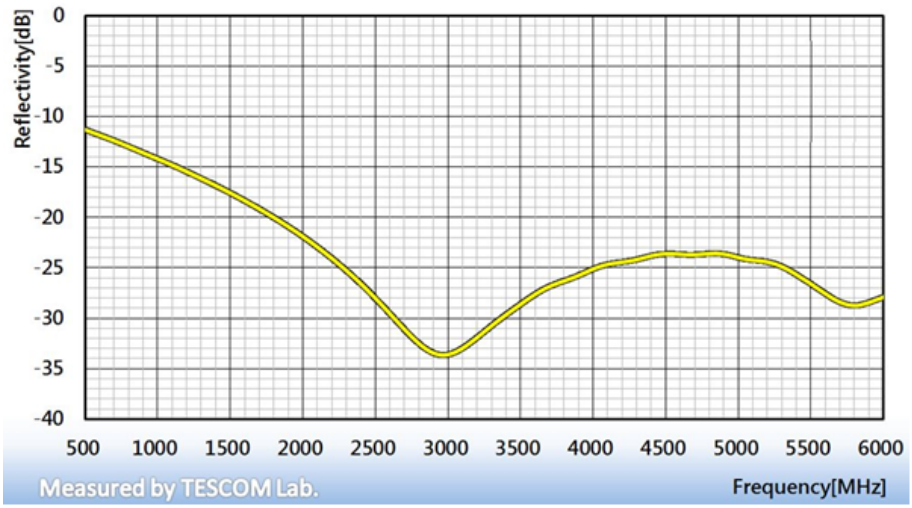

Copyright © Tescom Co., Ltd. All right reserved.
#927 Unitechvil 142, Ilsan-ro, Ilsandong-gu, Goyang-si, Gyeonggi-do, Korea [10442]
TEL: 82-31-920-6600 FAX: 82-31-920-6607 support@tescom.org http://www.tescom.co.kr

주문 정보

주문 번호	제품명
TC-5972DP	**Pneumatic Shield Box (including accessories bellow)**
	Test Report RF Cable, RG-400S, N(m) to N(m) 1 m, 1 pc DATA Cable, DB9(p) to DB9(s) 2 m, 1 pc Air Coupler, 1 pc Switching Power Supply, 1 pc

표준형(Pre-Configured) I/O 인터페이스 패널

I/O 인터페이스 패널	주문 번호	구성 및 사양
 Blank Panel	M5970D01A	• Blank module (Absorber)
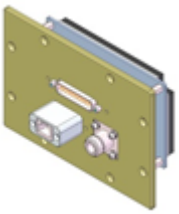 Data Interface Panel	M5970C03A	• one(1) N(f) outside and SMA(f) inside • one(1) RJ-45 outside and inside • one(1) DB25(p) outside and DB25(s) inside, 1000 pF Pi filter
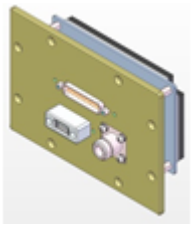 Data Interface Panel	M5970C04A	• one(1) N(f) outside and SMA(f) inside • one(1) USB 2.0 outside and inside • one(1) DB25(p) outside and DB25(s) inside, 1000 pF Pi filter
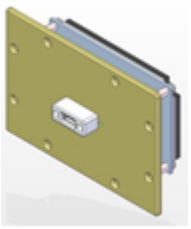 Data Interface Panel	M5970C08A	• one(1) USB 2.0 outside and inside

Copyright © Tescom Co., Ltd. All right reserved.
#927 Unitechvil 142, Ilsan-ro, Ilsandong-gu, Goyang-si, Gyeonggi-do, Korea [10442]
TEL: 82-31-920-6600 FAX: 82-31-920-6607 support@tescom.org http://www.tescom.co.kr

주문형(Custom) I/O 인터페이스 패널

- 주문형 I/O 인터페이스 패널이 필요할 경우 다음 표를 참조하시고 Tescom sales에 문의 바랍니다.
- I/O 인터페이스에 대한 자세한 스펙은 I/O 인터페이스 Datasheet를 참조하시기 바랍니다.

I/O 인터페이스	주문 번호	데이터 속도 / 라인 전압	*차폐 효과
 DB37, 1000pF pi Filter	3409-0012-1	3 Mbps / 100 VDC, 5 Amps max	>70 dB from 0.5 to 2 GHz >80 dB from 2 to 3 GHz >70 dB from 3 to 6 GHz
 DB25, 1000pF pi Filter	3409-0009-1	3 Mbps / 100 VDC, 5 Amps max	>70 dB from 0.5 to 2 GHz >80 dB from 2 to 3 GHz >70 dB from 3 to 6 GHz
 DB25, 100pF pi Filter	3409-0014-1	10 Mbps / 100 VDC, 5 Amps max	>50 dB from 0.5 to 2 GHz >60 dB from 2 to 3 GHz >60 dB from 3 to 6 GHz
 DB9, 1000pF pi Filter	3409-0008-1	3 Mbps / 100 VDC, 5 Amps max	>70 dB from 0.5 to 2 GHz >80 dB from 2 to 3 GHz >70 dB from 3 to 6 GHz
 DB9, 100pF pi Filter	3409-0010-1	10 Mbps / 100 VDC, 5 Amps max	>50 dB from 0.5 to 2 GHz >60 dB from 2 to 3 GHz >60 dB from 3 to 6 GHz
 USB 2.0 Filter	3409-0018A-3	480 Mbps / 5 V, 500 mA / Max Current: 5A	>60 dB from 0.5 to 2 GHz >70 dB from 2 to 3 GHz >70 dB from 3 to 6 GHz
 USB 3.0 Filter(Active)	3409-0042A-1	5000 Mbps / 5 V, 900 mA / Max Current: 1.5 A	>70 dB from 0.5 to 2 GHz >70 dB from 2 to 3 GHz >55 dB from 3 to 6 GHz
 RJ-45 Filter	3409-0022A	1 Gbit/s Copper-Line Ethernet (1000 BASE-T)	>60 dB from 0.5 to 2 GHz >70 dB from 2 to 3 GHz >70 dB from 3 to 6 GHz
 DC Power Adaptor,	3406-0004A	50 VDC, 3 Amps max	>70 dB from 0.5 to 2 GHz >80 dB from 2 to 3 GHz >80 dB from 3 to 6 GHz

Copyright © Tescom Co., Ltd. All right reserved.
#927 Unitechvil 142, Ilsan-ro, Ilsandong-gu, Goyang-si, Gyeonggi-do, Korea [10442]
TEL: 82-31-920-6600 FAX: 82-31-920-6607 support@tescom.org http://www.tescom.co.kr

I/O 인터페이스	주문 번호	데이터 속도 / 라인 전압	*차폐 효과
 DC Power Adaptor, Banana Jack Type	3406-0005A 3406-0006A	50 VDC, 10 Amps max	>70 dB from 0.5 to 2 GHz >80 dB from 2 to 3 GHz >80 dB from 3 to 6 GHz
 AC Power Adaptor	3103-0009A	250 VAC, 7 Amps max	>70 dB from 0.5 to 2 GHz >80 dB from 2 to 3 GHz >80 dB from 3 to 6 GHz
 RF, N-SMA Connector	3408-0038		>60 dB from 0.5 to 2 GHz >70 dB from 2 to 3 GHz >70 dB from 3 to 6 GHz
 RF, SMA-SMA Connector	3408-0039		>60 dB from 0.5 to 2 GHz >70 dB from 2 to 3 GHz >70 dB from 3 to 6 GHz

- *차폐 효과는 해당 인터페이스를 적용할 경우 예상되는 Shield Box의 차폐 효과를 말합니다.
- 위 측정값은 테스콤 기준에 의한 것이며, 측정 기준에 따라 차폐값이 다를 수 있습니다.
- Filter별 Cable을 연결시키지 않았을 때의 Spec이며 케이블 연결 시 차폐 값이 하향될 수 있고, 케이블의 종류에 따라 차폐 값이 변할 수 있습니다.

본 내용은 예고 없이 수정 될 수 있습니다

Copyright © Tescom Co., Ltd. All right reserved.
#927 Unitechvil 142, Ilsan-ro, Ilsandong-gu, Goyang-si, Gyeonggi-do, Korea [10442]
TEL: 82-31-920-6600 FAX: 82-31-920-6607 support@tescom.org http://www.tescom.co.kr