The Huvitz Excelon provides the versatility and efficiency that today's retail practices require. With cutting-edge 3-dimensional digital technology, the Excelon offers fully integrated automatic finishing - including beveling, polishing, grooving, and safety beveling - for faster, easier, and more accurate lens processing.





EXCELON



SPECIFICATIONS

EDGING BODY

Edging System	Automatic
Edging Mode	Beveling
	Flat Edging
	Grooving
	Safety Beveling
	Polishing
Lens	Glass, Plastic, High Index Plastic, Poly Carbonate, Trivex
Edging Size	Max : 90mm
	Min : 18mm
Weight	45 kg
Power Supply	AC 110/220V, 50/60Hz
Power Consumption	1200W (Max)
Dimension	570(W) X 540(D) X 460(H) mm
Others	High Brightness Wide TFT LCD Adopted
	Bar Code System Available
	Networking System

TRACER

Dimension	280(W) X 300(D) X 230(H) mm
Tracing System	3D Binocular
Weight	8 kg
Power Supply	AC 110/220V, 50/60Hz
Power Consumption	42W (Max)
Others	User friendly display with LCD

Designs and details can be changed without prior notice for the purposes of improvement

Huvitz

Huvitz Building 689-3, Geumjeong-dong
Gunpo-si, Gyeonggi-do, 435-862, Korea

Tel : +82-31-442-8868
Fax : +82-31-477-8617
http ://www.huvitz.com

Distributed by

EXCELON

Redefining edging excellence



CE TÜV c UL us LISTED Inspection and Measuring Equipment 3NW4

Huvitz Pacing Progress toward People

Nothing is impossible !





ALL 3D PROCESS EDGER EXCELON

1 One-Stop Lens Finishing

Incorporating cutting-edge technology, the Excelon simplifies the finishing process with unparalleled efficiency. Beveling, polishing, grooving, and safety beveling are completely integrated and easily performed at the simple touch of a button.

2 Advanced 3-Dimensional Digital Technology

The complete finishing process - from tracing to edging - utilizes advanced 3-dimensional technology designed to optimize user productivity and efficiency.

3 Unmatched Finishing Quality

The Excelon produces superior results with unparalleled accuracy. Its features include:

- Accurate tracing of all frame shapes and patterns
- 16,000 point high-resolution scanning
- Adjustable grooving (0.01mm increments)
- Two-phase customized safety beveling

4 Icon-Based Graphic User Interface

The high resolution TFT-LCD (10.4"±) color screen and intuitive icon-based user interface are harmonized to offer maximum convenience for everyday use.

5 Versatile Functions with Digital Technology

The "Digital Pattern Layout" feature allows users to graphically preview and customize lens shapes without the risk of spoilage. The internal database is capable of storing up to 300 frames and managing up to 15 layouts simultaneously. A bar code reader can be used to access stored layouts rapidly.

6 "Easy-Control System" for Simple Maintenance

The graphically-designed test mode enables operators to effectively perform routine maintenance without technical assistance. Module-based engineering allows users to easily replace grinding wheels and components.



Tracer - Fully Automatic 3-Dimensional Tracing

- Automatic Initialization
- Fast 3-Dimensional Tracing of Frames, Patterns and Lenses
- Real-Time Automatic Data Transfer to Edger
- Real-Time Automatic Data Transfer to Edger
- Left-Eye, Right-Eye, or Complete Tracing Modes
- Automatic Data Transfer of FPD to Edger



Layout - Digital Pattern Layout

- The "Digital Pattern Layout" allows users to modify lens width, height, and circumference and manage the fitting challenges posed by rimless and semi-rimless frames
- Operators can choose between optical and geometric-centered layouts
- Layouts for far vision and near vision in bifocal lens mode are provided
- The horizontal PD can be easily adjusted
- Multiple input methods for setting the height of multi-focal progressive lenses are available
- When replacing frames the sizes of the old and new frames can be conveniently compared on screen

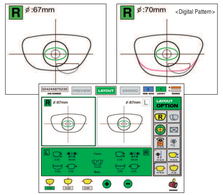

Optimal Beveling and Grooving with 3-Dimensional Measurement

3D Lens Measurement with Lens Sensor



Avoiding the Spoilage with Customized Beveling

3D Edging Process / Beveling

- The bevel position can be adjusted in 0.01mm increments relative to the front curve, back curve, thickness, or base curve of the lens





Bevel Position (Front) | Bevel Position (Center) | Bevel Position (Rear)

Automatic Polishing

3D Edging Process / Polishing

- Polish beveled, grooved, and flat-edged lenses

Automatic Front and Rear Safety Beveling

3D Edging Process / Safety Beveling

- Safety bevel all materials on one or both sides



Adjustable Precision Grooving

3D Edging Process/Grooving

- The position, width, and depth of the groove can be adjusted in 0.01mm increments



Grinding Wheel

- Four grinding wheels enable the Excelon to edge all lens materials

Convenient User Interface

- The graphic user interface allows the operator to easily manage all process functions and system default values



Efficient and Silent Operation

- Advanced 3-dimensional digital technology substantially reduces the overall cycle time
- Numeric keypad permits rapid data entry
- Manage multiple jobs simultaneously for improved efficiency
- The inverter mechanism minimizes noise during the edging process, ensuring a comfortable work environment





