ENGINE	STD	OPT
Cummins QSB 6.7 engine	●	
HYDRAULIC SYSTEM		
Intelligent Power Control (IPC)		
3-power mode, 2-work mode, user mode	●	
Variable Power Control	●	
Pump Flow Control	●	
Attachment Mode Flow Control		●
Engine Auto Idle	●	
Engine Auto Shutdown Control		●
Electronic Fan Control	●	
CAB & INTERIOR		
ISO Standard cabin		
Rise-up type windshield wiper	●	
Radio / USB player	●	
Handsfree mobile phone system with USB	●	
12 volt power outlet (24V DC to 12V DC converter)	●	
Electric horn	●	
All-weather steel cab with 360° visibility	●	
Safety glass windows	●	
Sliding fold-in front window	●	
Sliding side window(LH)	●	
Lockable door	●	
Hot & cool box	●	
Storage compartment & Ashtray	●	
Transparent cabin roof-cover	●	
Sun visor	●	
Door and cab locks, one key	●	
Mechanical suspension seat with heater	●	
Pilot-operated slidable joystick	●	
Console box height adjust system	●	
Automatic climate control		
Air conditioner & heater	●	
Defroster	●	
Starting Aid (air grid heater) for cold weather	●	
Centralized monitoring		
8" LCD display	●	
Engine speed or Trip meter/Accel.	●	
Engine coolant temperature gauge	●	
Max power	●	
Low speed/High speed	●	
Auto idle	●	
Overload	●	
Check Engine	●	
Air cleaner clogging	●	
Indicators	●	
ECO Gauges	●	
Fuel level gauge	●	
Hyd. oil temperature gauge	●	
Fuel warmer	●	
Warnings	●	
Communication error	●	
Low battery	●	
Clock	●	
Cabin lights		●
Cabin front window rain guard		●
Cabin roof-steel cover		●
Seat		
Adjustable air suspension seat with heater		●
Cabin FOPS/FOG		
FOPS (Falling Object Protective Structures) · ISO 3449 Level 2		●
FOG (Falling Object Guard)		●
Cabin ROPS		
ROPS (Roll Over Protective Structures)	●	

SAFETY		STD	OPT
Battery master switch		●	
Rearview camera			●
AAVM (Advanced Around View Monitoring)			●
Four front working lights		●	
Travel alarm			●
Rear work lamp			●
Beacon lamp			●
Automatic swing brake		●	
Boom holding system		●	
Arm holding system		●	
Safety lock valve for boom cylinder with overload warning device			●
Safety lock valve for arm cylinder			●
Swing Lock System			●
Four outside rearview mirror		●	
OTHER			
Booms			
5.65 m, 18' 6" Mono		●	
5.39 m, 17' 8" 2-Piece			●
Arms			
2.0 m, 6' 7"			●
2.4 m, 7' 10"			●
2.92 m, 9' 7"		●	
Removable clean-out dust net for cooler		●	
Removable reservoir tank		●	
Fuel pre-filter		●	
Fuel warmer	single	●	
	dual		●
Self-diagnostics system		●	
Hi-mate (Remote Management System)	Mobile		●
	Satellite		●
Batteries (2 x 12V x 100 AH)		●	
Fuel filler pump (50 L/min)			●
Single-acting piping kit (breaker, etc.)			●
Double-acting piping kit (clamshell, etc.)			●
Rotating Piping Kit			●
Quick coupler piping			●
Quick coupler			●
Accumulator for lowering work equipment		●	
Pattern change valve (2 patterns)			●
Fine Swing Control System			●
Tool kit			●
Auto cruiser system		●	
Travel pedal (2way)			●
UNDERCARRIAGE			
Front outrigger and rear blade		●	
Front and rear outrigger			●
Front blade and rear outrigger			●
Tires-dual (10.00-20-16PR tube)		●	
Tires-dual (10.00-20 solid)			●
Fenders (Mudguards)			●

* Standard and optional equipment may vary. Contact your Hyundai dealer for more information. The machine may vary according to International standards.
* The photos may include attachments and optional equipment that are not available in your area.
* Materials and specifications are subject to change without advance notice.
* All imperial measurements rounded off to the nearest pound or inch.

HYUNDAI HEAVY INDUSTRIES | CONSTRUCTION EQUIPMENT

Head Office (Sales Office)
18TH FI., DIGITAL CUBE BLDG. 34, SANGAMSAN-RO, MAPO-GU, SEOUL 121-904, KOREA
TEL: (82) (2) 6424–1118 **FAX**: (82) (2) 6424-1129

Americas Operation : Hyundai Construction Equipment Americas, Inc.
6100 ATLANTIC BOULEVARD NORCROSS GA 30071 U.S.A **TEL**: (1) 847-678-823-7802 **FAX**: (1) 847-678-823-7778

Europe Operation : Hyundai Heavy Industries Europe N.V.
VOSSENDAAL 11, 2440 GEEL, BELGIUM **TEL**: (32) 14-56-2200 **FAX**: (32) 14-59-3405

PLEASE CONTACT

www.hyundai-ce.com 2016. 01 Rev.0

MOVING YOU FURTHER

HW210

With Tier4 final / Stage Ⅳ Engine installed



*Photo may include optional equipment.

Net Power
SAE J1349 / 174 HP (129.4 kW) at 2,000 rpm

Gross Power
SAE J1995 / 183 HP (136.8 kW) at 2,000 rpm

Travel Speed
35 km/h (21.7 mph)

Operating Weight
21,200kg (46,740 lb)

HYUNDAI HEAVY INDUSTRIES





RULE THE GROUND

The HW Series excavators are products of HHI's spirit of initiative, creativity, and strong drive. HHI's engineers, who are the best in the industry, have worked tirelessly to offer a zero-defect product. The new HW Series reflects customers' needs in the field gleaned by thorough monitoring. They maximize fuel efficiency and performance proven by rigorous field tests and quality control.









*Photo may include optional equipment.

RULE THE GROUND

The HW series exceeds customer's expectation!
Become a true leader on the ground with HHI's HW series.

WORK MAX, WORTH MAX

- ECO Gauge
- IPC (Intelligent Power Control)
- New Variable Power Control
- Electronic Viscous Fan Clutch
- Attachment Flow Control (Option)
- New Cooling System with Increased Air Flow
- Enlarged Air Inlet with Grill Cover
- Cycle Time Improvement

MORE RELIABLE, MORE SUSTAINABLE

- Durable Cooling Module
- Reinforced Pin, Bush, and Polymer Shim
- Reinforced Durability of Upper and Lower Structure and Attachments
- Wear Resistant Cover Plate
- Hi-grade (High-pressure) Hoses

INFOTAINMENT FRONTIER

- Intelligent and Wide Cluster
- Haptic Control
- Operating Simulation for Joy & Achievement
- Wi-Fi Direct with Smart Phone (Miracast)
- Proportional Auxiliary Hydraulic System
- New Audio System
- New Air Conditioning System



MODERN COMFORT, SIMPLE AND SAFE SOLUTION

- AAVM (Advanced Around View Monitoring) Camera System (Option)
- Easy Access to DEF/AdBlue® Supply System
- Hi-mate (Remote Management System) (Option)
- Swing Lock System (Option)
- Fine Swing Control (Option)

*Photo may include optional equipment.



Cycle Time Improvement

The HW Series provides higher productivity on the site by faster operation: it loads trucks up to 15% faster and levels up to 12% faster than the 9 Series.

WORK MAX, WORTH MAX

Fuel Efficient System, Allows Great Performance

The HW Series has an eco-friendly, high-performance engine which ensures both excellent fuel efficiency and high power. With outstanding operating performance proven by rigorous tests at various work sites, it will satisfy any customer's needs.



ECO Gauge

Eco Gauge enable economic operation of machines. The gauge level and color displays engine torque and fuel efficiency level. On top of that, the status of fuel consumption such as average rate and the total amount of fuel consumed are displayed. Hourly and daily based fuel consumption can be checked in the detailed menu as well.



IPC (Intelligent Power Control)

The IPC controls Power depending on work environments. Its mode can be selected and released on the monitor. On the excavation mode, pump flow can be easily controlled by a lever, reducing fuel consumption.

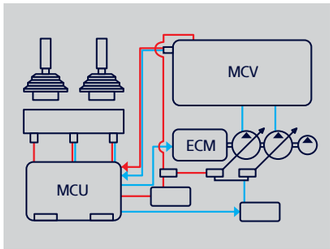

New Variable Power Control

The HW Series minimizes equipment input and output control signals to improve fuel efficiency. Its three-stage Power mode ensures the highest performance in any operating environment.

* P(power) mode: Maximizes speed and power of the equipment for heavy load work.
* S(standard) mode: Optimizes performance and fuel efficiency of the equipment for general load work.
* E(economy) mode: Improves the control system for light load work.



Attachment Flow Control (Option)

The HW Series improves pump flow rate by independent control of two pumps. It optimizes attachments for effective flow rate setting depending on attachments (ten breaker types and ten crusher types), enabling various operations matching the site environments.



New Cooling System with Increased Air Flow

With the three-floor stacked cooling module improving air inflow, the HW Series provides excellent cooling performance by increasing heat dissipation and can be easily cleaned.

Electronic Viscous Fan Clutch

The electronic fan clutch reduces noise during operation by precisely controlling RPM depending on the hydraulic oil and coolant temperature of the working vehicle, and minimizes fuel consumption. It is also possible to shorten the warm up time of hydraulic oil.

Enlarged Air Inlet with Grill Cover

Enlarged vent hole of the air inlet side cover and fine net grill to prevent penetration of foreign materials further improve durability.

MORE RELIABLE, MORE SUSTAINABLE

New Exterior Design for Robustness and Safety

The true value of the HW Series lies in its durability. The robust upper and lower frame structure that can endure external shock and high-load work and the attachments whose performance was proven by rigorous tests further show the real value of the HW Series in tough working environments and promise higher productivity.

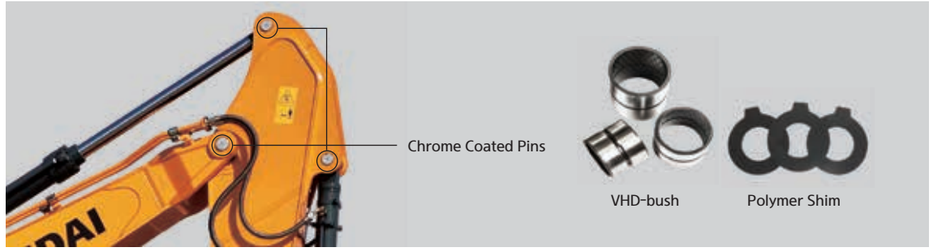

Reinforced Pin, Bush, and Polymer Shim

The HW series improves lubricity of connecting parts between the equipment and attachments. Gaps with attachments are minimized by wear-resistant long-life pins, bushes, and polymer shims, supporting the highest performance with invariable durability.



Durable Cooling Module

The HW Series has a durable cooling module that passed stringent tests, demonstrating the highest productivity in tough working environments.



Reinforced Durability of Upper and Lower Structure and Attachments

The upper and lower structure and attachments of the HW Series have higher durability than demanded on the site, as proven through numerous tests including road tests and virtual simulation. The wear resistance of the bucket has been improved by use of new material.



Wear Resistant Cover Plate

A wear-resistant cover plate is installed at the end of the arm to minimize abrasion on the connector between the arm and the bucket. Reduction of vibration of the buckets enables more stable operation even in high-load work.



*Photo may include optional equipment.



Hi-grade (High-pressure) Hoses

The HW Series uses high-pressure hoses with improved heat and pressure resistance, greatly increasing the durability of the equipment.



*Photo may include optional equipment.

New Air Conditioning System

With further improved air conditioning and heating, the HW Series increases the APTC capacity by 15% to provide a pleasant environment for operators all the time. The ventilation was designed such that warm and cool air even reach operators' faces (increasing their work satisfaction) or allowing pleasant working environment.

INFOTAINMENT FRONTIER

Enhanced Instrument Panel for Easier Monitoring

Many electronic functions are concentrated on the most convenient spot for operators to ensure work efficiency. The highly-advanced infotainment system, a product of HHI's intensive information technology, enables both productivity and pleasant work at the same time! The HW Series of HHI provides higher value and pleasure to customers.



Intelligent and Wide Cluster

The 8-inch capacitive-type display (like smartphone display) of the HW Series is 15% larger than the previous model, delivering excellent legibility. The centralized switches on the display allow convenience of checking the urea level and temperature outside the cabin. The audio AUX, air conditioner, heater interoperation, wiper, lamp, overload warning, travel, alarm and inclination sensor also maximize operator's convenience.



Haptic Control

The integrated jog shuttle-type haptic controller applies to the accelerator, remote air conditioner controller, and operate cluster, allowing convenient operation. In the event of failure of the haptic switch, the emergency mode is activated on the cluster to ensure fail-safe function.



New Audio System

Radio player, USB-based MP3 player, integrated Bluetooth hands-free feature, and built-in microphone allow convenient phone calls while in work and in transit. The radio player was moved to the right side from the rear, allowing easier access.

Wi-Fi Direct with Smart Phone (Miracast)

The Miracast system based on Wi-Fi of the operator's smart phone enables easy and convenient use of various features of the smart phone on the big screen including navigation, web surfing, viewing of videos, and listening to music. (For Android mobile phone now)

Proportional Auxiliary Hydraulic System

- Opt: Proportional control switch for better speed control
- Enlarge the operation convenience

MODERN COMFORT, SIMPLE AND SAFE SOLUTION

New Cabin for More Comfort

Low noise, low vibration, and ergonomic design make the cabin space more comfortable and pleasant! With focus on safety and convenience of operators, the HW Series allows rapid and safe equipment inspection anytime and anywhere, providing an optimal environment for operators to work.



AAVM (Advanced Around View Monitoring) Camera System (Option)

The HW Series has a state-of-the-art AAVM video camera system to secure field of vision for operators in all directions, thereby preventing accidents. Operators can easily check the workplace in the front and rear and to the right and left.



* AVM (Around View Monitoring): Secure field of vision in all directions by nine views including 3D bird's eye view and 2D/4CH view.
* IMOD (Intelligent Moving Object Detection): Inform when people or dangerous objects are detected within the range of operation (recognition distance: 5 m).



Easy Access to DEF/AdBlue® Supply System

The DEF/AdBlue® tank is installed inside the tool box and its inlet is remotely located for easy access and convenient supply. Warning of overfill is given by a red lamp signal. The DEF/AdBlue® supply module is attached on the side of the fuel tank for easy maintenance and filter replacement.



Hi-mate (Remote Management System) (Option)

Hi-mate, Hyundai's proprietary remote management system, provides operators and dealer service personnel access to vital service and diagnostic information on the machine from any computer with internet access. Users can pinpoint machine location using digital mapping and set machine work boundaries, reducing the need for multiple service calls. Hi-mate saves time and money for the owner and dealer by promoting preventative maintenance and reducing machine downtime.

* Operation of the system may be affected by the condition of telecommunication signal



*Photo may include optional equipment.

Swing Lock System (Option)

Swing Lock System is provided to maintain stability when swing movement needs to be limited, improving operating speed and productivity.

Fine Swing Control (Option)

Fine swing control is available for customer's convenience when users want to control fine swing.

SPECIFICATIONS

ENGINE

Maker / Model			Cummins QSB6.7
Type			4-cycle turbocharged, charger air cooled diesel engine
Rated flywheel horse power	SAE	J1995 (gross)	183 HP (136.8kW) at 2,000 rpm
		J1349 (net)	174 HP (129.4kW) at 2,000 rpm
	DIN	6271/1 (gross)	186 PS (136.8kW) at 2,000 rpm
		6271/1 (net)	176 PS (129.4kW) at 2,000 rpm
Max. torque			85.7 kgf · m (620 lbf · ft) / 1500 rpm
Bore × stroke			107×124 mm (4.2"×4.9")
Piston displacement			6700 cc (409cu in)
Batteries			2×12 V×100 Ah
Starting motor			Denso 24 V-4.8 kW
Alternator			Denso 24 V-95 A

HYDRAULIC SYSTEM

MAIN PUMP

Type	Variable displacement tandem axis piston pumps
Max. flow	2 X 228.2 ℓ /min
Sub-pump for pilot circuit	Gear pump

Cross-sensing and fuel saving pump system

HYDRAULIC MOTORS

Travel	Two speed axial pistons motor with brake valve and parking brake
Swing	Axial piston motor with automatic brake

RELIEF VALVE SETTING

Implement circuits	350 kgf/cm² (4,980 psi)
Travel	380 kgf/cm² (5,400 psi)
Power boost (boom, arm, bucket)	380 kgf/cm² (5,400 psi)
Swing circuit	265 kgf/cm² (3,770 psi)
Pilot circuit	40 kgf/cm² (570 psi)
Service valve	Installed

HYDRAULIC CYLINDERS

No. of cylinder bore X stroke		Boom: Ø120×1,290 mm
		Arm: Ø140×1,510 mm
		Bucket: Ø120×1,055 mm
		Dozer Blade: Ø125×222 mm
		Outrigger: Ø130×427 mm
	2Pcs Boom	1st: Ø120×1,010 mm
		2nd: Ø170×754 mm

DRIVES & BRAKES

Drive method	Fully hydrostatic type
Drive motor	Axial piston motor, in-shoe design
Reduction system	Planetary reduction gear
Max. drawbar pull	11,600 kgf (25,570 lbf)
Max. travel speed (high / low)	35 km/h (21.7 mph) / 9.1 km/h (5.65 mph)
Gradeability	33° (65%)
Parking brake	Multi wet disc

CONTROL

Pilot pressure operated joysticks and pedals with detachable lever provide almost effortless and fatigueless operation.

Pilot control	Two joysticks with one safety lever (LH): Swing and arm, Boom and bucket
Traveling and steering	Two levers with pedals
Engine throttle	Electric, Dial type

AXLE & WHEEL

Full floating front axle is supported by center pin for ocillation. It can be locked by ocillation lock cylinders. Rear axle is fixed on the lower chassis.

Tires	10.00-20-16PR, Dual(tube type)
(Optional)	10.00-20, Dual(solid type)

STEERING SYSTEM

Hydraulically actuated, orbitrol type steering system actuates on front wheels through the steering cylinder.

Min. turning radius	6,690 mm (21' 11")

SWING SYSTEM

Swing motor	Fixed displacement axial piston motor
Swing reduction	Planetary gear reduction
Swing bearing lubrication	Grease-bathed
Swing brake	Multi wet disc
Swing speed	9.7 rpm

SERVICE REFILL CAPACITIES

Re-filling		liter	US gal	UK gal
Fuel tank		310.0	81.9	68.2
Engine coolant		40	10.6	8.8
Engine oil		23.7	6.3	5.2
Swing device		6.2	1.6	1.4
Axle	Front	14.6	3.9	3.2
	Rear	18.5	4.9	4.1
Hydraulic system (including tank)		340.0	89.8	74.8
Hydraulic tank		165.0	43.6	36.3
DEF/AdBlue®		27	7.1	5.9

UNDERCARRIAGE

Reinforced box-section frame is all-welded, low-stress.
Dozer blade and outriggers are available. A pin-on design.

Dozer blade	A very useful addition for leveling and back filling or clean-up work.
Outrigger	Indicated for max. operation stabillity when digging and lifting. Can be mounted on the front/or the rear.

OPERATING WEIGHT (APPROXIMATE)

Operating weight, including 5,650mm (18' 6") boom, 2,920mm (9' 7") arm, SAE heaped 0.80m³ (1.05yd³) backhoe bucket, lubricant, coolant, full fuel tank, hydraulic tank and the standard equipment.

OPERATING WEIGHT

Front outrigger and rear blade	21,200kg (46,740 lb)
Front and rear outrigger	21,300kg (46,960 lb)
Front blade and rear outrigger	21,300kg (46,960 lb)

BUCKET SELECTION GUIDE & DIGGING FORCE

BUCKETS



SAE heaped m³ (yd³)	0.80 (1.05) 0.87 (1.14) 0.92 (1.20)	1.10 (1.44) 1.20 (1.57)	1.34 (1.75)	◈ 0.90 (1.18) ◈ 1.05 (1.37)	◆ 0.87 (1.14)

Capacity m³ (yd³)		Width mm (in)		Weight kg (lb)	Recommendation mm (ft.in)					
					5,650 (18' 6") Mono Boom			5,390 (18' 6") 2-Piece Boom		
SAE heaped	CECE heaped	Without side cutters	With side cutters		2,000 (6' 7") Arm	2,400 (7' 10") Arm	2,920 (9' 7") Arm	2,000 (6' 7") Arm	2,400 (7' 10") Arm	2,920 (9' 7") Arm
0.80 (1.05)	0.70 (0.92)	1,070(42.1)	1,160(45.7)	770(1,700)	●	●	●	●	●	●
0.87 (1.14)	0.76 (0.99)	1,140(44.9)	1,230(48.4)	800(1,760)	●	●	●	●	●	■
0.92 (1.20)	0.80 (1.05)	1,190(46.9)	1,280(50.4)	820(1,810)	●	●	■	●	●	■
1.10 (1.44)	0.96 (1.26)	1,375(54.1)	1,465(57.7)	890(1,960)	●	■	▲	■	■	▲
1.20 (1.57)	1.05 (1.37)	1,390(54.7)	1,480(58.3)	920(2,030)	●	■	-	■	▲	-
1.34 (1.75)	1.17 (1.53)	1,525(60.0)	1,615(63.6)	990(2,180)	■	▲	-	▲	-	-
◈0.90 (1.18)	0.79 (1.03)	1,210(47.6)	-	880(1,940)	●	●	■	●	●	■
◈ 1.05 (1.37)	0.92 (1.20)	1,355(53.3)	-	940(2,070)	●	■	▲	■	■	▲
◆ 0.87 (1.14)	0.77 (1.01)	1,195(47.0)	-	940(2,070)	●	●	■	●	●	■

◈ Heavy duty bucket
◆ Rock-Heavy duty bucket

● : Applicable for materials with density of 2,000 kgf/m³ (3,370 lbf/yd³) or less
■ : Applicable for materials with density of 1,600 kgf/m³ (2,700 lbf/yd³) or less
▲ : Applicable for materials with density of 1,100 kgf/m³ (1,850 lbf/yd³) or less

ATTACHMENT

Booms and arms are welded with a low-stress, full-box section design.
5.65m (18' 6"), 5.39m (17' 8") 2-Piece booms and 2,0m (6' 7"), 2.4m (7' 10"), 2.92m (9' 7") arms.

DIGGING FORCE

Arm		Length	mm (ft.in)	2,000 (6' 7")	2,400 (7' 10")	2,920 (9' 7")	Remark
		Weight	kg (lb)	975 (2,150)	1,045 (2,300)	1,095 (2,410)	
Bucket digging force	SAE		kN	133.4 [144.8]	133.4 [144.8]	133.4 [144.8]	[ ]: Power Boost
			kgf	13600 [14770]	13600 [14770]	13600 [14770]	
			lbf	29980 [32550]	29980 [32550]	29980 [32550]	
	ISO		kN	152.0 [165.0]	152.0 [165.0]	152.0 [165.0]	
			kgf	15500 [16830]	15500 [16830]	15500 [16830]	
			lbf	34170 [37100]	34170 [37100]	34170 [37100]	
Arm crowd force	SAE		kN	144.2 [156.5]	119.6 [129.9]	102.0 [110.7]	
			kgf	14700 [15960]	12200 [13250]	10400 [11290]	
			lbf	32410 [35190]	26900 [29210]	22930 [24900]	
	ISO		kN	151.0 [164.0]	125.5 [136.3]	106.9 [116.1]	
			kgf	15400 [16720]	12800 [13900]	10900 [11830]	
			lbf	33950 [36860]	28220 [30640]	24030 [26090]	

Note : Arm weight includes bucket cylinder, linkage, and pin

DIMENSIONS & WORKING RANGE

HW210 MONO BOOM DIMENSIONS

5.65 m (18' 6") Mono boom, 2.92 m (9' 7") Arm, Front outrigger and rear dozer blade.

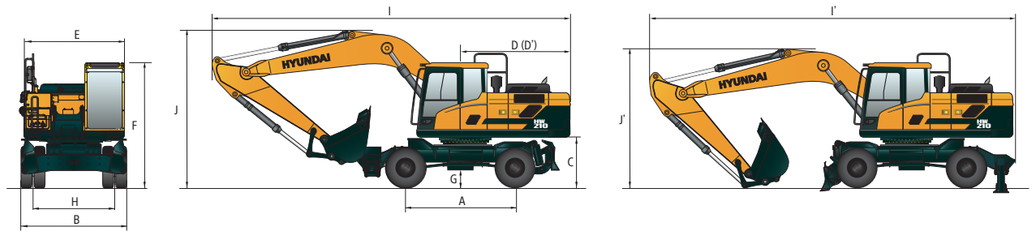

Unit : mm (ft · in)

A	Wheel base	2,800 (9' 2")			
B	Overall width	2,530 (8' 4")			
C	Ground clearance of counterweight	1,300 (4' 3")			
D	Rear-end distance	2,770 (9' 1")			
D'	Rear-end swing radius	2,850 (9' 4")			
E	Upperstructure width	2,530 (8' 4")			
F	Overall height of cab	3,245 (10' 8")			
G	Min. ground clearance	353 (1' 2")			
H	Tread	1,914 (6' 3")			

	Boom length		5,650 (18' 6")	
	Arm length	2,000 (6' 7")	2,400 (7' 10")	2,920 (9' 7")
I	Overall length (Traveling position)	9,590 (31' 8")	9,540 (31' 5")	9,380 (30' 9")
I'	Overall length (Shipping position)	9,680 (31' 9")	9,570 (31' 5")	9,500 (31' 2")
J	Overall height of boom (Traveling position)	3,720 (12' 2")	3,650 (11' 12")	4,020 (13' 2")
J'	Overall height of boom (Shipping position)	3,350 (10' 12")	3,240 (10' 8")	3,150 (10' 4")

HW210 MONO BOOM WORKING RANGE

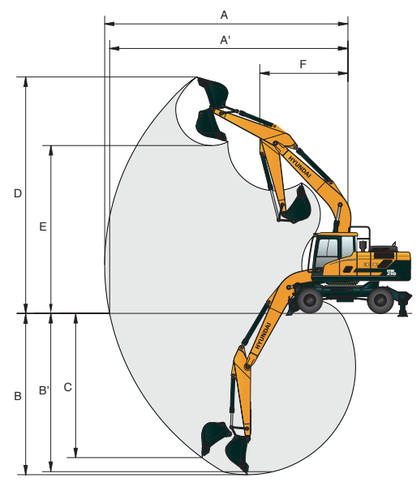

Unit : mm (ft · in)

	Boom length		5,680 (18' 8")	
	Arm length	2,000 (6' 7")	2,400 (7' 10")	2,920 (9' 7")
A	Max. digging reach	9,110 (29'11")	9,480 (31' 1")	9,960 (32' 8")
A'	Max. digging reach on ground	8,870 (29' 1")	9,260 (30' 5")	9,750 (32' 0")
B	Max. digging depth	5,480 (18' 0")	5,880 (19' 3")	6,380 (20'11")
B'	Max. digging depth (8' level)	5,240 (17' 2")	5,670 (18' 7")	6,210 (20' 4")
C	Max. vertical wall digging depth	4,970 (16' 4")	5,470 (17'11")	5810 (19' 1")
D	Max. digging height	9,500 (31' 2")	9,730 (31'11")	10,000 (32' 10")
E	Max. dumping height	6,670 (21'11")	6,900 (22' 8")	7,160 (23' 6")
F	Min. swing radius	3,700 (12' 2")	3,620 (11'11")	3,580 (11' 9")

HW210 2-PIECE BOOM DIMENSIONS

5.39 m (17' 8") 2-Piece Boom, 2.4 m (7' 10") Arm, Front outrigger and rear dozer blade.

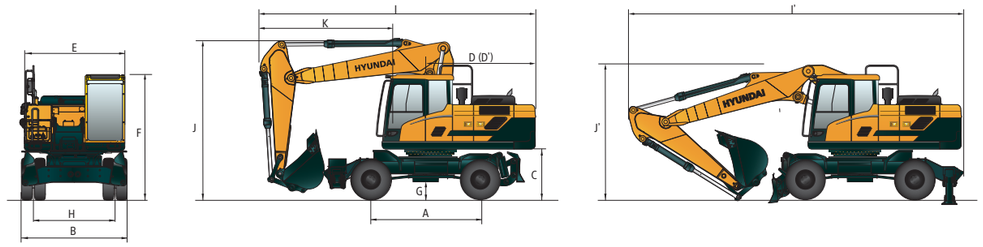

Unit : mm (ft · in)

A	Wheel base	2,800 (9' 2")			
B	Overall width	2,530 (8' 4")			
C	Ground clearance of counterweight	1,300 (4' 3")			
D	Rear-end distance	2,770 (9' 1")			
D'	Rear-end swing radius	2,850 (9' 4")			
E	Upperstructure width	2,530 (8' 4")			
F	Overall height of cab	3,245 (10' 8")			
G	Min. ground clearance	353 (1' 2")			
H	Tread	1,914 (6' 3")			

	Boom length		5,390 (17' 8")	
	Arm length	2,000 (6' 7")	2,400 (7' 10")	2,920 (9' 7")
I	Overall length (Traveling position)	7,180 (23' 7")	7,130 (23' 5")	7,090 (23' 3")(Bucketless)
I'	Overall length (Shipping position)	9,420 (30' 11")	9,350 (30' 8")	9,310 (30' 7")
J	Overall height of boom (Traveling position)	4,000 (13' 1")	4,000 (13' 1")	4,000 (13' 1")
J'	Overall height of boom (Shipping position)	3,090 (10' 2")	3,050 (10' 0")	3,040 (9' 12")
K	End of attachment to steering wheel	3,500 (11' 6")	3,500 (11' 6")	3,500 (11' 6")

HW210 2-PIECE BOOM WORKING RANGE

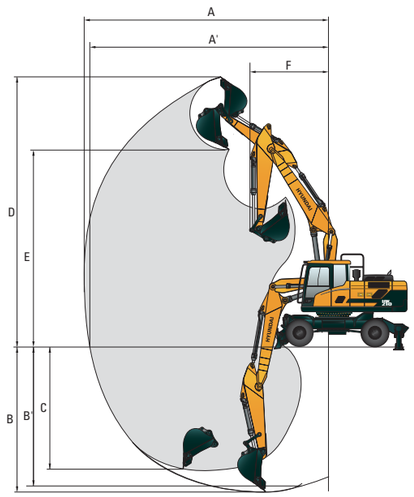

Unit : mm (ft · in)

	Boom length		5,390 (17' 8")	
	Arm length	2,000 (6' 7")	2,400 (7' 10")	2,920 (9' 7")
A	Max. digging reach	8,890 (29' 2")	9,290 (30' 6")	9,800 (32' 2")
A'	Max. digging reach on ground	8,670 (28' 5")	9,080 (29' 9")	9,600 (31' 6")
B	Max. digging depth	5,250 (17' 3")	5,630 (18' 6")	6,150 (20' 2")
B'	Max. digging depth (8' level)	5,090 (16' 8")	5,500 (18' 1")	6,030 (19' 9")
C	Max. vertical wall digging depth	4,330 (14' 2")	4,800 (15' 9")	5,330 (17' 6")
D	Max. digging height	9,930 (32' 7")	10,270 (33' 8")	10,650 (34' 11")
E	Max. dumping height	7,020 (23' 0")	7,350 (24' 1")	7,730 (25' 4")
F	Min. swing radius	3,260 (10' 8")	2,970 (9' 9")	2,760 (9' 1")

LIFTING CAPACITY

Rating over-front Rating over-side or 360 degree

HW210

5.65 m (18' 6") Mono boom, 2.00 m (6' 7") arm equipped with 0.80 m³ (SAE heaped) bucket and 4 outrigger down.

Load point height m (ft)		Load radius								At max. reach		
		3.0 m (10 ft)		4.5 m (15 ft)		6.0 m (20 ft)		7.5 m (25 ft)		Capacity		Reach
												m (ft)
7.5 m	kg									*4060	*4060	6.85
(25 ft)	lb									*8950	*8950	(22.5)
6.0 m	kg					*4520	*4520			*4150	4120	7.89
(20 ft)	lb					*9960	*9960			*9150	9080	(25.9)
4.5 m	kg	*8830	*8830	*6030	*6030	*5030	*5030			*4300	3560	8.48
(15 ft)	lb	*19470	*19470	*13290	*13290	*11090	*11090			*9480	7850	(27.8)
3.0 m	kg			*7850	*7850	*5830	*5830	*4980	4260	*4470	3330	8.73
(10 ft)	lb			*17310	*17310	*12850	*12850	*10980	9390	*9850	7340	(28.6)
1.5 m	kg			*9310	*9310	*6610	5920	*5330	4150	*4680	3320	8.67
(5 ft)	lb			*20530	*20530	*14570	13050	*11750	9150	*10320	7320	(28.4)
Ground	kg			*9910	9210	*7090	5770			*4880	3550	8.30
Line	lb			*21850	20300	*15630	12720			*10760	7830	(27.2)
-1.5 m	kg	*14170	*14170	*9750	9210	*7100	5750			*5040	4150	7.57
(-5 ft)	lb	*31240	*31240	*21500	20300	*15650	12680			*11110	9150	(24.8)
-3.0 m	kg	*12470	*12470	*8790	*8790					*4950	*4950	6.30
(-10 ft)	lb	*27490	*27490	*19380	*19380					*10910	*10910	(20.7)

5.65 m (18' 6") Mono boom, 2.00 m (6' 7") arm equipped with 0.80 m³ (SAE heaped) bucket and 4 outrigger up.

Load point height m (ft)		Load radius								At max. reach		
		3.0 m (10 ft)		4.5 m (15 ft)		6.0 m (20 ft)		7.5 m (25 ft)		Capacity		Reach
												m (ft)
7.5 m	kg									*4060	2680	6.85
(25 ft)	lb									*8950	5910	(22.5)
6.0 m	kg					*4520	3300			3880	1980	7.89
(20 ft)	lb					*9960	7280			8550	4370	(25.9)
4.5 m	kg	*8830	*8830	*6030	5030	*5030	3140			3360	1640	8.48
(15 ft)	lb	*19470	*19470	*13290	11090	*11090	6920			7410	3620	(27.8)
3.0 m	kg			*7850	4500	5760	2910	4010	1970	3130	1490	8.73
(10 ft)	lb			*17310	9920	12700	6420	8840	4340	6900	3280	(28.6)
1.5 m	kg			8670	4110	5530	2710	3900	1880	3120	1470	8.67
(5 ft)	lb			19110	9060	12190	5970	8600	4140	6880	3240	(28.4)
Ground	kg			8490	3960	5390	2590			3340	1580	8.30
Line	lb			18720	8730	11880	5710			7360	3480	(27.2)
-1.5 m	kg	*14170	7580	8490	3960	5370	2570			3900	1900	7.57
(-5 ft)	lb	*31240	16710	18720	8730	11840	5670			8600	4190	(24.8)
-3.0 m	kg	*12470	7790	8630	4080					*4950	2680	6.30
(-10 ft)	lb	*27490	17170	19030	8990					*10910	5910	(20.7)

1. Lifting capacity are based on SAE J1097 and ISO 10567.
2. Lifting capacity of the ROBEX series does not exceed 75% of tipping load with the machine on firm, level ground or 87% of full hydraulic capacity.
3. The load point is a hook located on the back of the bucket.
4. (*) indicates load limited by hydraulic capacity.

LIFTING CAPACITY

Rating over-front Rating over-side or 360 degree

HW210

5.65 m (18' 6") Mono boom, 2.00 m (6' 7") arm equipped with 0.80 m³ (SAE heaped) bucket, outriggerdown and dozer blade down.

Load point height m (ft)		Load radius								At max. reach		
		3.0 m (10 ft)		4.5 m (15 ft)		6.0 m (20 ft)		7.5 m (25 ft)		Capacity		Reach
												m (ft)
7.5 m	kg									*4090	*4090	6.85
(25 ft)	lb									*9020	*9020	(22.5)
6.0 m	kg					*4550	*4550			*4170	3400	7.89
(20 ft)	lb					*10030	*10030			*9190	7500	(25.9)
4.5 m	kg	*8890	*8890	*6070	*6070	*5060	*5060			*4310	2930	8.48
(15 ft)	lb	*19600	*19600	*13380	*13380	*11160	*11160			*9500	6460	(27.8)
3.0 m	kg			*7880	*7880	*5860	5040	*4990	3490	*4480	2720	8.73
(10 ft)	lb			*17370	*17370	*12920	11110	*11000	7690	*9880	6000	(28.6)
1.5 m	kg			*9330	7490	*6630	4810	*5340	3390	*4680	2710	8.67
(5 ft)	lb			*20570	16510	*14620	10600	*11770	7470	*10320	5970	(28.4)
Ground	kg			*9910	7310	*7100	4680			*4880	2890	8.30
Line	lb			*21850	16120	*15650	10320			*10760	6370	(27.2)
-1.5 m	kg	*14120	*14120	*9740	7310	*7090	4650			*5020	3390	7.57
(-5 ft)	lb	*31130	*31130	*21470	16120	*15630	10250			*11070	7470	(24.8)
-3.0 m	kg	*12390	*12390	*8750	7450					*4910	4650	6.30
(-10 ft)	lb	*27320	*27320	*19290	16420					*10820	10250	(20.7)

5.65 m (18' 6") Mono boom, 2.00 m (6' 7") arm equipped with 0.80 m³ (SAE heaped) bucket, outriggerdown and dozer blade up.

Load point height m (ft)		Load radius								At max. reach		
		3.0 m (10 ft)		4.5 m (15 ft)		6.0 m (20 ft)		7.5 m (25 ft)		Capacity		Reach
												m (ft)
7.5 m	kg									*4090	2680	6.85
(25 ft)	lb									*9020	5910	(22.5)
6.0 m	kg					*4550	3300			3880	1980	7.89
(20 ft)	lb					*10030	7280			8550	4370	(25.9)
4.5 m	kg	*8890	*8890	*6070	5030	*5060	3140			3360	1640	8.48
(15 ft)	lb	*19600	*19600	*13380	11090	*11160	6920			7410	3620	(27.8)
3.0 m	kg			*7880	4500	5760	2910	4010	1970	3130	1490	8.73
(10 ft)	lb			*17370	9920	12700	6420	8810	4340	6900	3280	(28.6)
1.5 m	kg			8670	4110	5530	2710	3900	1880	3120	1470	8.67
(5 ft)	lb			19110	9060	12190	5970	8600	4140	6880	3240	(28.4)
Ground	kg			8490	3960	5390	2590			3340	1580	8.30
Line	lb			18720	8730	11880	5710			7360	3480	(27.2)
-1.5 m	kg	*14120	7580	8490	3960	5370	2570			3900	1900	7.57
(-5 ft)	lb	*31130	16710	18720	8730	11840	5670			8600	4190	(24.8)
-3.0 m	kg	*12390	7790	8630	4080					*4910	2680	6.30
(-10 ft)	lb	*27320	17170	19030	8990					*10820	5910	(20.7)

1. Lifting capacity are based on SAE J1097 and ISO 10567.
2. Lifting capacity of the ROBEX series does not exceed 75% of tipping load with the machine on firm, level ground or 87% of full hydraulic capacity.
3. The load point is a hook located on the back of the bucket.
4. (*) indicates load limited by hydraulic capacity.

LIFTING CAPACITY

Rating over-front Rating over-side or 360 degree

HW210

5.65 m (18' 6") Mono boom, 2.40 m (7' 10") arm equipped with 0.80 m³ (SAE heaped) bucket, 4-outrigger down.

Load point height m (ft)		Load radius										At max. reach		
		1.5 m (5 ft)		3.0 m (10 ft)		4.5 m (15 ft)		6.0 m (20 ft)		7.5 m (25 ft)		Capacity		Reach
														m (ft)
7.5 m	kg											*3760	*3760	7.34
(25 ft)	lb											*8290	*8290	(24.1)
6.0 m	kg							*4100	*4100			*3860	3770	8.31
(20 ft)	lb							*9040	*9040			*8510	8310	(27.3)
4.5 m	kg					*5450	*5450	*4660	*4660	*4350	*4350	*4010	3290	8.87
(15 ft)	lb					*12020	*12020	*10270	*10270	*9590	*9590	*8840	7250	(29.1)
3.0 m	kg					*7280	*7280	*5510	*5510	*4710	4260	*4180	3090	9.10
(10 ft)	lb					*16050	*16050	*12150	*12150	*10380	9390	*9220	6810	(29.9)
1.5 m	kg					*8900	*8900	*6350	5920	*5140	4140	*4380	3070	9.05
(5 ft)	lb					*19620	*19620	*14000	13050	*11330	9130	*9660	6770	(29.7)
Ground	kg			*9890	*9890	*9740	9180	*6940	5740	*5440	4050	*4590	3260	8.70
Line	lb			*21800	*21800	*21470	20240	*15300	12650	*11990	8930	*10120	7190	(28.5)
-1.5 m	kg	*10720	*10720	*14740	*14740	*9810	9130	*7090	5690			*4780	3750	8.00
(-5 ft)	lb	*23630	*23630	*32500	*32500	*21630	20130	*15630	12540			*10540	8270	(26.2)
-3.0 m	kg	*15240	*15240	*13230	*13230	*9100	*9100	*6560	5760			*4830	*4830	6.84
(-10 ft)	lb	*33600	*33600	*29170	*29170	*20060	*20060	*14460	12700			*10650	*10650	(22.4)
-4.5 m	kg			*10230	*10230	*7020	*7020							
(-15 ft)	lb			*22550	*22550	*15480	*15480							

5.65 m (18' 6") Mono boom, 2.40 m (7' 10") arm equipped with 0.80 m³ (SAE heaped) bucket, 4-outrigger up.

Load point height m (ft)		Load radius										At max. reach		
		1.5 m (5 ft)		3.0 m (10 ft)		4.5 m (15 ft)		6.0 m (20 ft)		7.5 m (25 ft)		Capacity		Reach
														m (ft)
7.5 m	kg											*3760	2360	7.34
(25 ft)	lb											*8290	5200	(24.1)
6.0 m	kg							*4100	3350			3550	1780	8.31
(20 ft)	lb							*9040	7390			7830	3920	(27.3)
4.5 m	kg					*5450	5130	*4660	3170	4120	2080	3100	1490	8.87
(15 ft)	lb					*12020	11310	*10270	6990	9080	4590	6830	3280	(29.1)
3.0 m	kg					*7280	4580	*5510	2930	4010	1970	2910	1350	9.10
(10 ft)	lb					*16050	10100	*12150	6460	8840	4340	6420	2980	(29.9)
1.5 m	kg					8710	4140	5530	2710	3890	1860	2890	1330	9.05
(5 ft)	lb					19200	9130	12190	5970	8580	4100	6370	2930	(29.7)
Ground	kg			*9890	7340	8450	3930	5360	2560	3800	1790	3070	1420	8.70
Line	lb			*21800	16180	18630	8660	11820	5640	8380	3950	6770	3130	(28.5)
-1.5 m	kg	*10720	*10720	*14740	7410	8410	3890	5310	2510			3530	1680	8.00
(-5 ft)	lb	*23630	*23630	*32500	16340	18540	8580	11710	5530			7780	3700	(26.2)
-3.0 m	kg	*15240	*15240	*13230	7610	8510	3980	5380	2570			4610	2280	6.84
(-10 ft)	lb	*33600	*33600	*29170	16780	18760	8770	11860	5670			10160	5030	(22.4)
-4.5 m	kg			*10230	7990	*7020	4240							
(-15 ft)	lb			*22550	17610	*15480	9350							

1. Lifting capacity are based on SAE J1097 and ISO 10567.
2. Lifting capacity of the ROBEX series does not exceed 75% of tipping load with the machine on firm, level ground or 87% of full hydraulic capacity.
3. The load point is a hook located on the back of the bucket.
4. (*) indicates load limited by hydraulic capacity.

Rating over-front Rating over-side or 360 degree

HW210

5.65 m (18' 6") Mono boom, 2.40 m (7' 10") arm equipped with 0.80 m³ (SAE heaped) bucket, outrigger down and dozer blade down.

Load point height m (ft)		Load radius										At max. reach		
		1.5 m (5 ft)		3.0 m (10 ft)		4.5 m (15 ft)		6.0 m (20 ft)		7.5 m (25 ft)		Capacity		Reach
														m (ft)
7.5 m	kg											*3760	*3760	7.34
(25 ft)	lb											*8290	*8290	(24.1)
6.0 m	kg							*4100	*4100			*3860	3110	8.31
(20 ft)	lb							*9040	*9040			*8510	6860	(27.3)
4.5 m	kg					*5450	*5450	*4660	*4660	*4350	3610	*4010	2700	8.87
(15 ft)	lb					*12020	*12020	*10270	*10270	*9590	7960	*8840	5950	(29.1)
3.0 m	kg					*7280	*7280	*5510	5060	*4710	3490	*4180	2520	9.10
(10 ft)	lb					*16050	*16050	*12150	11160	*10380	7690	*9220	5560	(29.9)
1.5 m	kg					*8900	7530	*6350	4810	*5140	3370	*4380	2500	9.05
(5 ft)	lb					*19620	16600	*14000	10600	*11330	7430	*9660	5510	(29.7)
Ground	kg			*9890	*9890	*9740	7280	*6940	4650	*5440	3290	*4590	2650	8.70
Line	lb			*21800	*21800	*21470	16050	*15300	10250	*11990	7250	*10120	5840	(28.5)
-1.5 m	kg	*10720	*10720	*14740	*14740	*9810	7230	*7090	4590			*4780	3060	8.00
(-5 ft)	lb	*23630	*23630	*32500	*32500	*21630	15940	*15630	10120			*10540	6750	(26.2)
-3.0 m	kg	*15240	*15240	*13230	*13230	*9100	7340	*6560	4670			*4830	4020	6.84
(-10 ft)	lb	*33600	*33600	*29170	*29170	*20060	16180	*14460	10300			*10650	8860	(22.4)
-4.5 m	kg			*10230	*10230	*7020	*7020							
(-15 ft)	lb			*22550	*22550	*15480	15480							

5.65 m (18' 6") Mono boom, 2.40 m (7' 10") arm equipped with 0.80 m³ (SAE heaped) bucket, outrigger up and dozer blade up.

Load point height m (ft)		Load radius										At max. reach		
		1.5 m (5 ft)		3.0 m (10 ft)		4.5 m (15 ft)		6.0 m (20 ft)		7.5 m (25 ft)		Capacity		Reach
														m (ft)
7.5 m	kg											*3760	2360	7.34
(25 ft)	lb											*8290	5200	(24.1)
6.0 m	kg							*4100	3350			3550	1780	8.31
(20 ft)	lb							*9040	7390			7830	3920	(27.3)
4.5 m	kg					*5450	5130	*4660	3170	4120	2080	3100	1490	8.87
(15 ft)	lb					*12020	11310	*10270	6990	9080	4590	6830	3280	(29.1)
3.0 m	kg					*7280	4580	*5510	2930	4010	1970	2910	1350	9.10
(10 ft)	lb					*16050	10100	*12150	6460	8840	4340	6420	2980	(29.9)
1.5 m	kg					8710	4140	5530	2710	3890	1860	2890	1330	9.05
(5 ft)	lb					19200	9130	12190	5970	8580	4100	6370	2930	(29.7)
Ground	kg			*9890	7340	8450	3930	5360	2560	3800	1790	3070	1420	8.70
Line	lb			*21800	16180	18630	8660	11820	5640	8380	3950	6770	3130	(28.5)
-1.5 m	kg	*10720	*10720	*14740	7410	8410	3890	5310	2510			3530	1680	8.00
(-5 ft)	lb	*23630	*23630	*32500	16340	18540	8580	11710	5530			7780	3700	(26.2)
-3.0 m	kg	*15240	*15240	*13230	7610	8510	3980	5380	2570			4610	2280	6.84
(-10 ft)	lb	*33600	*33600	*29170	16780	18760	8770	11860	5670			10160	5030	(22.4)
-4.5 m	kg			*10230	7990	*7020	4240							
(-15 ft)	lb			*22550	17610	*15480	9350							

1. Lifting capacity are based on SAE J1097 and ISO 10567.
2. Lifting capacity of the ROBEX series does not exceed 75% of tipping load with the machine on firm, level ground or 87% of full hydraulic capacity.
3. The load point is a hook located on the back of the bucket.
4. (*) indicates load limited by hydraulic capacity.

LIFTING CAPACITY

Rating over-front Rating over-side or 360 degree

HW210

5.65 m (18' 6") Mono boom, 2.92 m (9' 7") arm equipped with 0.80 m³ (SAE heaped) bucket, 4-outrigger down.

Load point height m (ft)		Load radius								At max. reach		
		1.5 m (5 ft)		3.0 m (10 ft)		4.5 m (15 ft)		6.0 m (20 ft)		7.5 m (25 ft)		Capacity		Reach
														m (ft)
9.0 m	kg											*3350	*3350	6.52
(30 ft)	lb											*7390	*7390	(21.4)
7.5 m	kg											*3400	*3400	7.96
(25 ft)	lb											*7500	*7500	(26.1)
6.0 m	kg									*2360	*2360	*3510	3370	8.85
(20 ft)	lb									*5800	*5800	*7740	7430	(29.0)
4.5 m	kg							*4140	*4140	*3920	*3920	*3650	2970	9.37
(15 ft)	lb							*9130	*9130	*8640	*8640	*8050	6550	(30.7)
3.0 m	kg			*10640	*10640	*6480	*6480	*5020	*5020	*4350	4260	*3820	2790	9.59
(10 ft)	lb			*23460	*23460	*14290	*14290	*11070	*11070	*9590	9390	*8420	6150	(31.5)
1.5 m	kg			*8960	*8960	*8280	*8280	*5950	5910	*4840	4110	*4010	2770	9.54
(5 ft)	lb			*19750	*19750	*18250	*18250	*13120	13030	*10670	9060	*8840	6110	(31.3)
Ground	kg			*10270	*10270	*9290	9130	*6660	5690	*5240	3990	*4220	2920	9.21
Line	lb			*22640	*22640	*20700	20130	*14680	12540	*11550	8800	*9300	6440	(30.2)
-1.5 m	kg	*9530	*9530	*13530	*13530	*9740	9000	*6990	5590	*5370	3950	*4430	3300	8.56
(-5 ft)	lb	*21010	*21010	*29830	*29830	*21470	19840	*15410	12320	*11840	8710	*9770	7280	(28.1)
-3.0 m	kg	*12990	*12990	*13990	*13990	*9350	9050	*6760	5620			*4570	4140	7.50
(-10 ft)	lb	*28640	*28640	*30840	*30840	*20610	19950	*14900	12390			*10080	9130	(24.6)
-4.5 m	kg			*11590	*11590	*7910	*7910							
(-15 ft)	lb			*25550	*25550	*17440	*17440							

5.65 m (18' 6") Mono boom, 2.92 m (9' 7") arm equipped with 0.80 m³ (SAE heaped) bucket, 4-outrigger up.

Load point height m (ft)		Load radius								At max. reach		
		1.5 m (5 ft)		3.0 m (10 ft)		4.5 m (15 ft)		6.0 m (20 ft)		7.5 m (25 ft)		Capacity		Reach
														m (ft)
9.0 m	kg											*3350	3040	6.52
(30 ft)	lb											*7390	6700	(21.4)
7.5 m	kg											*3400	2010	7.96
(25 ft)	lb											*7500	4430	(26.1)
6.0 m	kg									*2630	2160	3170	1540	8.85
(20 ft)	lb									*5800	4760	6990	3400	(29.0)
4.5 m	kg							*4140	3210	*3920	2090	2800	1300	9.37
(15 ft)	lb							*9130	7080	*8640	4610	6170	2870	(30.7)
3.0 m	kg			*10640	8580	*6480	4680	*5020	2950	4010	1960	2630	1180	9.59
(10 ft)	lb			*23460	18920	*14290	10320	*11070	6500	8840	4320	5800	2600	(31.5)
1.5 m	kg			*8960	7420	*8280	4170	5520	2690	3860	1830	2610	1150	9.54
(5 ft)	lb			*19750	16360	*18250	9190	12170	5930	8510	4030	5750	2540	(31.3)
Ground	kg			*10270	7170	8400	3870	5310	2500	3740	1730	2740	1220	9.21
Line	lb			*22640	15810	18520	8530	11710	5510	8250	3810	6040	2690	(30.2)
-1.5 m	kg	*9530	*9530	*13530	7180	8280	3770	5210	2420	3700	1680	3100	1410	8.56
(-5 ft)	lb	*21010	*21010	*29830	15830	18250	8310	11490	5340	8160	3700	6830	3110	(28.1)
-3.0 m	kg	*12990	*12990	*13990	7340	8340	3820	5240	2440			3890	1860	7.50
(-10 ft)	lb	*28640	*28640	*30840	16180	18390	8420	11550	5380			8580	4100	(24.6)
-4.5 m	kg			*11590	7660	*7910	4000							
(-15 ft)	lb			*25550	16890	*17440	8820							

1. Lifting capacity are based on SAE J1097 and ISO 10567.
2. Lifting capacity of the ROBEX series does not exceed 75% of tipping load with the machine on firm, level ground or 87% of full hydraulic capacity.
3. The load point is a hook located on the back of the bucket.
4. (*) indicates load limited by hydraulic capacity.

Rating over-front Rating over-side or 360 degree

HW210

5.65 m (18' 6") Mono boom, 2.92 m (9' 7") arm equipped with 0.80 m³ (SAE heaped) bucket, outrigger down and dozer blade down.

Load point height m (ft)		Load radius								At max. reach		
		1.5 m (5 ft)		3.0 m (10 ft)		4.5 m (15 ft)		6.0 m (20 ft)		7.5 m (25 ft)		Capacity		Reach
														m (ft)
9.0 m	kg											*3350	*3350	6.52
(30 ft)	lb											*7390	*7390	(21.4)
7.5 m	kg											*3400	*3400	7.96
(25 ft)	lb											*7500	*7500	(26.1)
6.0 m	kg									*2630	*2630	*3510	2760	8.85
(20 ft)	lb									*5800	*5800	*7740	6080	(29.0)
4.5 m	kg							*4140	*4140	*3920	3630	*3650	2420	9.37
(15 ft)	lb							*9130	*9130	*8640	8000	*8050	5340	(30.7)
3.0 m	kg			*10640	*10640	*6480	*6480	*5020	*5020	*4350	3490	*3820	2260	9.59
(10 ft)	lb			*23460	*23460	*14290	*14290	*11070	*11070	*9590	7690	*8420	4980	(31.5)
1.5 m	kg			*8960	*8960	*8280	7570	*5950	4800	*4840	3340	*4010	2240	9.54
(5 ft)	lb			*19750	*19750	*18250	16690	*13120	10580	*10670	7360	*8840	4940	(31.3)
Ground	kg			*10270	*10270	*9290	7230	*6660	4600	*5240	3230	*4220	2360	9.21
Line	lb			*22640	*22640	*20700	15940	*14680	10140	*11550	7120	*9300	5200	(30.2)
-1.5 m	kg	*9530	*9530	*13530	*13530	*9740	7110	*6990	4500	*5370	3190	*4430	2670	8.56
(-5 ft)	lb	*21010	*21010	*29830	*29830	*21470	15670	*15410	9920	*14840	7030	*9770	5890	(28.1)
-3.0 m	kg	*12990	*12990	*13990	*13990	*9350	7160	*6760	4520			*4570	3380	7.50
(-10 ft)	lb	*28640	*28640	*30840	*30840	*20610	15790	*14900	9960			*10080	7450	(24.6)
-4.5 m	kg			*11590	*11590	*7910	7380							
(-15 ft)	lb			*25550	*25550	*17440	16270							

5.65 m (18' 6") Mono boom, 2.92 m (9' 7") arm equipped with 0.80 m³ (SAE heaped) bucket, outrigger up and dozer blade up.

Load point height m (ft)		Load radius								At max. reach		
		1.5 m (5 ft)		3.0 m (10 ft)		4.5 m (15 ft)		6.0 m (20 ft)		7.5 m (25 ft)		Capacity		Reach
														m (ft)
9.0 m	kg											*3350	3040	6.52
(30 ft)	lb											*7390	6700	(21.4)
7.5 m	kg											*3400	2010	7.96
(25 ft)	lb											*7500	4430	(26.1)
6.0 m	kg									*2630	2160	3170	1540	8.85
(20 ft)	lb									*5800	4760	6990	3400	(29.0)
4.5 m	kg							*4140	3210	*3920	2090	2800	1300	9.37
(15 ft)	lb							*9130	7080	*8640	4610	6170	2870	(30.7)
3.0 m	kg			*10640	8580	*6480	4680	*5020	2950	4010	1960	2630	1180	9.59
(10 ft)	lb			*23460	18920	*14290	10320	*11070	6500	8840	4320	5800	2600	(31.5)
1.5 m	kg			*8960	7420	*8280	4170	5520	2690	3860	1830	2610	1150	9.54
(5 ft)	lb			*19750	16360	*18250	9190	12170	5930	8510	4030	5750	2540	(31.3)
Ground	kg			*10270	7170	8400	3870	5310	2500	3740	1730	2740	1220	9.21
Line	lb			*22640	15810	18520	8530	11710	5510	8250	3810	6040	2690	(30.2)
-1.5 m	kg	*9530	*9530	*13530	7180	8280	3770	5210	2420	3700	1680	3100	1410	8.56
(-5 ft)	lb	*21010	*21010	*29830	15830	18250	8310	11490	5340	8160	3700	6830	3110	(28.1)
-3.0 m	kg	*12990	*12990	*13990	7340	8340	3820	5240	2440			3890	1860	7.50
(-10 ft)	lb	*28640	*28640	*30840	16180	18390	8420	11550	5380			8580	4100	(24.6)
-4.5 m	kg			*11590	7660	*7910	4000							
(-15 ft)	lb			*25550	16890	*17440	8820							

1. Lifting capacity are based on SAE J1097 and ISO 10567.
2. Lifting capacity of the ROBEX series does not exceed 75% of tipping load with the machine on firm, level ground or 87% of full hydraulic capacity.
3. The load point is a hook located on the back of the bucket.
4. (*) indicates load limited by hydraulic capacity.

LIFTING CAPACITY

Rating over-front Rating over-side or 360 degree

HW210

5.65 m (18' 6") 2-Piece boom, 2.00 m (6' 7") arm equipped with 0.80 m³ (SAE heaped) bucket, outrigger down and dozer blade down.

Load point height m (ft)		Load radius								At max. reach		
		3.0 m (10 ft)		4.5 m (15 ft)		6.0 m (20 ft)		7.5 m (25 ft)		Capacity		Reach
		over-front	over-side	over-front	over-side	over-front	over-side	over-front	over-side	over-front	over-side	m (ft)
9.0 m	kg									*3900	*3900	4.40
(30 ft)	lb									*8600	*8600	(14.4)
7.5 m	kg			*3980	*3980					*3660	*3660	6.49
(25 ft)	lb			*8770	*8770					*8070	*8070	(21.3)
6.0 m	kg	*6850	*6850	*4070	*4070	*4000	*4000			*3690	3670	7.62
(20 ft)	lb	*15100	*15100	*8970	*8970	*8820	*8820			*8140	8090	(25.0)
4.5 m	kg			*5020	*5020	*4320	*4320			*3800	3120	8.25
(15 ft)	lb			*11070	*11070	*9520	*9520			*8380	6880	(27.1)
3.0 m	kg			*6510	*6510	*4960	*4960	*4340	3550	*3960	2880	8.53
(10 ft)	lb			*14350	*14350	*10930	10930	*9570	7830	*8730	6350	(28.0)
1.5 m	kg			*7880	7710	*5650	4940	*4640	3470	*4160	2860	8.50
(5 ft)	lb			*17370	17000	*12460	10890	*10230	7650	*9170	6310	(27.9)
Ground	kg			*8620	7490	*6150	4790			*4360	3060	8.14
Line	lb			*19000	16510	*13560	10560			*9610	6750	(26.7)
-1.5 m	kg	*12970	*12970	*8660	7470	*6240	4760					
(-5 ft)	lb	*28590	*28590	*19000	16470	*13760	10490					

5.65 m (18' 6") 2-Piece boom, 2.00 m (6' 7") arm equipped with 0.80 m³ (SAE heaped) bucket, outrigger down and dozer blade up.

Load point height m (ft)		Load radius								At max. reach		
		3.0 m (10 ft)		4.5 m (15 ft)		6.0 m (20 ft)		7.5 m (25 ft)		Capacity		Reach
		over-front	over-side	over-front	over-side	over-front	over-side	over-front	over-side	over-front	over-side	m (ft)
9.0 m	kg									*3890	*3890	4.39
(30 ft)	lb									*8580	*8580	(14.4)
7.5 m	kg			*3980	*3980					*3660	2990	6.49
(25 ft)	lb			*8770	*8770					*8070	6590	(21.3)
6.0 m	kg	*6850	*6850	*4080	*4080	*4000	3330			*3690	2150	7.61
(20 ft)	lb	*15100	*15100	*8990	*8990	*8820	7340			*8140	4740	(25.0)
4.5 m	kg			*5020	*5020	*4320	3210			3580	1770	8.25
(15 ft)	lb			*11070	*11070	*9520	7080			7890	3900	(27.1)
3.0 m	kg			*6510	4680	*4960	3000	4070	2010	3320	1600	8.53
(10 ft)	lb			*14350	10320	*10930	6610	8970	4430	7320	3530	(28.0)
1.5 m	kg			*7880	4270	*5650	2800	3980	1930	3300	1570	8.49
(5 ft)	lb			*17370	9410	*12460	6170	8770	4250	7280	3460	(27.9)
Ground	kg			*8620	4080	5520	2670			3520	1690	8.13
Line	lb			*19000	8990	12170	5890			7760	3730	(26.7)
-1.5 m	kg	*12970	7700	8650	4060	5490	2640					
(-5 ft)	lb	*28590	16980	19070	8950	12100	5820					

1. Lifting capacity are based on SAE J1097 and ISO 10567.
2. Lifting capacity of the ROBEX series does not exceed 75% of tipping load with the machine on firm, level ground or 87% of full hydraulic capacity.
3. The load point is a hook located on the back of the bucket.
4. (*) indicates load limited by hydraulic capacity.

Rating over-front Rating over-side or 360 degree

HW210

5.65 m (18' 6") 2-Piece boom, 2.40 m (7' 10") arm equipped with 0.80 m³ (SAE heaped) bucket, outrigger down and dozer blade down.

Load point height m (ft)		Load radius								At max. reach		
		3.0 m (10 ft)		4.5 m (15 ft)		6.0 m (20 ft)		7.5 m (25 ft)		Capacity		Reach
		over-front	over-side	over-front	over-side	over-front	over-side	over-front	over-side	over-front	over-side	m (ft)
9.0 m	kg									*3480	*3480	5.19
(30 ft)	lb									*7670	*7670	(17.0)
7.5 m	kg									*3370	*3370	7.00
(25 ft)	lb									*7430	*7430	(23.0)
6.0 m	kg					*3600	*3600			*3420	3340	8.04
(20 ft)	lb					*7940	*7940			*7540	7360	(26.4)
4.5 m	kg			*4520	*4520	*3980	*3980	*3700	3650	*3530	2870	8.64
(15 ft)	lb			*9960	*9960	*8770	*8770	*8160	8050	*7780	6330	(28.3)
3.0 m	kg	*10000	*10000	*6010	*6010	*4660	*4660	*4070	3560	*3690	2660	8.91
(10 ft)	lb	*22050	*22050	*13250	*13250	*10270	*10270	*8970	7850	*8140	5860	(29.2)
1.5 m	kg			*7490	*7490	*5400	4940	*4430	3450	*3880	2640	8.87
(5 ft)	lb			*16510	*16510	*11900	10890	*9770	7610	*8550	5820	(29.1)
Ground	kg	*10060	*10060	*8410	7470	*5980	4770	*4720	3370	*4090	2800	8.54
Line	lb	*22180	*22180	*18540	16470	*13180	10520	*10410	7430	*9020	6170	(28.0)
-1.5 m	kg	*13330	*13330	*8650	7390	*6200	4700			*4270	3230	7.85
(-5 ft)	lb	*29390	*29390	*19070	16290	*13670	10360			*9410	7120	(25.8)
-3.0 m	kg			*8130	7490	*5760	4780					
(-10 ft)	lb			*17920	16510	*12700	10540					

5.65 m (18' 6") 2-Piece boom, 2.40 m (7' 10") arm equipped with 0.80 m³ (SAE heaped) bucket, outrigger down and dozer blade up.

Load point height m (ft)		Load radius								At max. reach		
		3.0 m (10 ft)		4.5 m (15 ft)		6.0 m (20 ft)		7.5 m (25 ft)		Capacity		Reach
		over-front	over-side	over-front	over-side	over-front	over-side	over-front	over-side	over-front	over-side	m (ft)
9.0 m	kg									*3480	*3480	5.19
(30 ft)	lb									*7670	*7670	(17.0)
7.5 m	kg									*3370	2600	7.00
(25 ft)	lb									*7430	5730	(23.0)
6.0 m	kg					*3600	3390			*3420	1930	8.04
(20 ft)	lb					*7940	7470			*7540	4250	(26.4)
4.5 m	kg			*4520	*4520	*3980	3240	*3700	2100	3300	1600	8.64
(15 ft)	lb			*9960	*9960	*8770	7140	*8160	4360	7280	3530	(28.3)
3.0 m	kg	*10000	8610	*6010	4760	*4660	3020	*4070	2020	3070	1450	8.91
(10 ft)	lb	*22050	18980	*13250	10490	*10270	6660	*8970	4450	6770	3200	(29.2)
1.5 m	kg			*7490	4300	*5400	2800	3970	1920	3050	1420	8.87
(5 ft)	lb			*16510	9480	*11900	6170	8750	4230	6720	3130	(29.1)
Ground	kg	*10060	7490	*8410	4050	5490	2640	*3890	1840	3230	1520	8.54
Line	lb	*22180	16510	*18540	8930	12100	5820	*8580	4060	7120	3350	(28.0)
-1.5 m	kg	*13330	7550	8580	3990	5430	2580			3720	1790	7.85
(-5 ft)	lb	*29390	16640	18920	8800	11970	5690			8200	3950	(25.8)
-3.0 m	kg			*8130	4070	5510	2660					
(-10 ft)	lb			*17920	8970	12150	5860					

1. Lifting capacity are based on SAE J1097 and ISO 10567.
2. Lifting capacity of the ROBEX series does not exceed 75% of tipping load with the machine on firm, level ground or 87% of full hydraulic capacity.
3. The load point is a hook located on the back of the bucket.
4. (*) indicates load limited by hydraulic capacity.

LIFTING CAPACITY

Rating over-front Rating over-side or 360 degree

HW210

5.65 m (18' 6") 2-Piece boom, 2.92 m (9' 7") arm equipped with 0.80 m³ (SAE heaped) bucket, outrigger down and dozer blade down.

Load point height m (ft)		Load radius								At max. reach		
		3.0 m (10 ft)		4.5 m (15 ft)		6.0 m (20 ft)		7.5 m (25 ft)		Capacity		Reach
												m (ft)
9.0 m	kg									*3060	*3060	6.09
(30 ft)	lb									*6750	*6750	(20.0)
7.5 m	kg					*3150	*3150			*3030	*3030	7.65
(25 ft)	lb					*6940	*6940			*6680	*6680	(25.1)
6.0 m	kg					*3090	*3090			*3090	2950	8.60
(20 ft)	lb					*6810	*6810			*6810	6500	(28.2)
4.5 m	kg			*3820	*3820	*3500	*3500	*3390	*3390	*3200	2570	9.15
(15 ft)	lb			*8420	*8420	*7720	*7720	*7470	*7470	*7050	5670	(30.0)
3.0 m	kg	*8220	*8220	*5300	*5300	*4210	*4210	*3710	3570	*3350	2390	9.40
(10 ft)	lb	*18120	*18120	*11680	*11680	*9280	*9280	*8180	7870	*7390	5270	(30.8)
1.5 m	kg	*10330	*10330	*6890	*6890	*5020	4930	*4140	3430	*3530	2360	9.37
(5 ft)	lb	*22770	*22770	*15190	*15190	*11070	10870	*9130	7560	*7780	5200	(30.7)
Ground	kg	*10560	*10560	*8020	7430	*5700	4720	*4510	3320	*3730	2490	9.06
Line	lb	*23280	*23280	*17680	16380	*12570	10410	*9940	7320	*8220	5490	(29.7)
-1.5 m	kg	*13510	*13510	*8510	7280	*6070	4610	*4670	3270	*3930	2820	8.42
(-5 ft)	lb	*29780	*29780	*18760	16050	*13380	10160	*10300	7210	*8660	6220	(27.6)
-3.0 m	kg	*12660	*12660	*8310	7320	*5940	4640					
(-10 ft)	lb	*27910	*27910	*18320	16140	*13100	10230					

5.65 m (18' 6") 2-Piece boom, 2.92 m (9' 7") arm equipped with 0.80 m³ (SAE heaped) bucket, outrigger down and dozer blade up.

Load point height m (ft)		Load radius								At max. reach		
		3.0 m (10 ft)		4.5 m (15 ft)		6.0 m (20 ft)		7.5 m (25 ft)		Capacity		Reach
												m (ft)
9.0 m	kg									*3060	*3060	6.09
(30 ft)	lb									*6750	*6750	(20.0)
7.5 m	kg					*3150	*3150			*3030	2200	7.65
(25 ft)	lb					*6940	*6940			*6680	4850	(25.1)
6.0 m	kg					*3090	*3090			*3090	1670	8.60
(20 ft)	lb					*6810	*6810			*6810	3680	(28.2)
4.5 m	kg			*3820	*3820	*3500	3290	*3390	2130	2960	1390	9.15
(15 ft)	lb			*8420	*8420	*7720	7250	*7470	4700	6530	3060	(30.0)
3.0 m	kg	*8220	*8220	*5300	4860	*4210	3040	*3710	2010	2770	1260	9.40
(10 ft)	lb	*18120	*18120	*11680	10710	*9280	6700	*8180	4430	6110	2780	(30.8)
1.5 m	kg	*10330	7790	*6890	4340	*5020	2780	3940	1890	2740	1230	9.37
(5 ft)	lb	*22770	17170	*15190	9570	*11070	6130	8690	4170	6040	2710	(30.7)
Ground	kg	*10560	7370	*8020	4010	5440	2590	3830	1780	2880	1300	9.06
Line	lb	*23280	16250	*17680	8840	11990	5710	8440	3920	6350	2870	(29.7)
-1.5 m	kg	*13510	7340	8470	3880	5340	2500	3790	1750	3260	1510	8.42
(-5 ft)	lb	*29780	16180	18670	8550	11770	5510	8360	3860	7190	3330	(27.6)
-3.0 m	kg	*12660	7480	*8310	3910	5360	2520					
(-10 ft)	lb	*27910	16490	*18320	8620	11820	5560					

1. Lifting capacity are based on SAE J1097 and ISO 10567.
2. Lifting capacity of the ROBEX series does not exceed 75% of tipping load with the machine on firm, level ground or 87% of full hydraulic capacity.
3. The load point is a hook located on the back of the bucket.
4. (*) indicates load limited by hydraulic capacity.