SWF / K - W E (X) 9 20 - 75

- Series
- M/C Type
- Head Interval
- Alternative
- No. of Colors
- No. of Heads
- Y-Stroke

Specifications		
Speed		Max. 1,000 rpm
Stitching Length		0.1 ~ 12.7 mm
Motor	Main	Servo Motor x 1
	X-Y	Servo Motor x 2
Electricity		1-Phase 200V, 220V, 240V [50/60Hz]
		3-Phase 200V, 220V, 240V, 350V, 380V, 415V [50/60Hz]
Power Consumption		1.9 kW
Bobbin Winder		Standard
Upper Thread Holding Unit		Option
Operation Box		Standard : Color LCD Screen
Hook		Standard Hook, Option : Large Hook (Factory option)
Memory Capacity		Standard : 4,000,000 stitches * Possible to change by additional functions
Memory Media		USB Memory Stick
Safety Device		Standard : Emergency Stop, Error Code Message
Optional Device		SQ30/SQ31D, SQ31B, SQ35, SQ41i, ZD20, Cording, Boring

Division of Model

Model	Head Interval (mm)	Color	Head	Y-Stroke [mm]	Alternative	Emb. Space [mm]		Machine Size [mm]		
						Each Head	All Head	Length	Width	Height
K-WB(X)620-55	240[480]	6	20	550	alternative	240[480] x 550	4,800 x 550	6,267	1,559	1,727
K-WC912-55	275	9	12	550	non alternative	275 x 550	3,300 x 550	4,555	1,550	1,727
K-WC920-55	275	9	20	550	non alternative	275 x 550	5,500 x 550	6,751	1,550	1,727
K-WD918-55	300	9	18	550	non alternative	300 x 550	5,400 x 550	6,680	1,550	1,727
K-WD920-55	300	9	20	550	non alternative	300 x 550	6,000 x 550	7,280	1,550	1,727
K-WD920-75	300	9	20	750	non alternative	300 x 750	6,000 x 750	7,280	1,959	1,727
K-WD(X)920-100	300[600]	9	20	1,000	alternative	300[600] x 1,000	6,000 x 1,000	7,575	2,490	1,727
K-WE912-55	330	9	12	550	non alternative	330 x 550	3,960 x 550	5,270	1,550	1,727
K-WE920-55	330	9	20	550	non alternative	330 x 550	6,600 x 550	7,910	1,555	1,727
K-WE920-75	330	9	20	750	non alternative	330 x 750	6,600 x 750	7,917	1,959	1,727
K-WE(X)920-75	330[660]	9	20	750	alternative	330[660] x 750	6,600 x 750	8,240	1,959	1,727
K-WH912-75	400	9	12	750	non alternative	400 x 750	4,800 x 750	6,187	1,959	1,727
K-WH915-75	400	9	15	750	non alternative	400 x 750	6,000 x 750	7,375	1,962	1,727
K-WH918-75	400	9	18	750	non alternative	400 x 750	7,200 x 750	8,587	1,968	1,727
K-WH(X)918-75	400[800]	9	18	750	alternative	400[800] x 750	7,200 x 750	9,037	1,959	1,727
K-WH(X)918-100	400[800]	9	18	1,000	alternative	400[800] x 1,000	7,200 x 1,000	9,037	2,508	1,727
K-WJ915-75	450	9	15	750	non alternative	450 x 750	6,750 x 750	8,180	1,962	1,727

We can make some modification for improvements without previous notice.



K SERIES

Multi-heads automatic embroidery machines

K Series bring you
the **optimum solution!**



SWF
SUNSTAR CO., LTD.
Head office #178-67, GAJWA-DONG, SEO-GU, INCHEON, KOREA
tel +82(0)32-580-5980~93 fax +82(0)32-579-8350~51 **www.swfkorea.com**

W24H For W24H service www.sunstarcs.com

Main Features

Bring you the Optimum Solution for the high productivity

The stable performance and excellent embroidery quality



Control Box

01 | Applied with Control Box of improved stabilization of power system and convenience of maintenance

02 | Easy connection of main power input wiring and simplication of output power

03 | Equipped with high-capacity noise filter and surge protector for controller protection and safety stabilization

04 | XY driver are included in Control Box for high efficiency of signal forwarding and convenience of maintenance

05 | Applied with lock type connector for convenience of maintenance and reduction of trouble

06 | Increased reliability of improved new ventilation

07 | Simplification of DC voltage supply

08 | Trim driver is included on Joint Board



▲ model : K-WE(X)920-75

Optional Device













Sample Image









Technology



UPPER THREAD CATCHER

1) Geared motor enables simultaneous operation of all heads, ensuring accurate timing.
2) Minimized motor noise for smooth & stable operation



X-Y DRIVE

1) AC servo motor for X-Y drive: Super precision control



UPPER THREAD HOLDING SYSTEM (OPTION)

1) Prevent unthreading in the heads stopped during embroidery.
2) Higher productivity





OPERATION BOX

1) Applied with new operation box of slim design and upgrade key type
2) Improvement of CPU processor
3) Improved function for input and out put of designs through USB mass storage device
4) Support LAN and CAN network
5) Applied On-Board system to which memory card is included on CPU card.
6) Applied unification I/O board
7) Simple and convenient wiring for improvement of service and maintanence



JUMP

1) No big drop of speed during high-speed jumps: high productivity



THREAD TENSION ADJUSTING PLATE

1) New plate structure and thread way
2) Reduced load on thread compared to old version
3) Stable thread flow and smooth thread way



FRAME

1) Light and stronger frame ensures higher quality embroidery.