RC Chip Resistor

RoHS HF



RC is metal glaze thick film resistor for surface mounting.

● Features

-Small size Carbon type resistor.
-General purpose lead-type resistors.
-Automatic insertion is available.
-Various types of forming are available.
-Normal/Flame retardant coating is available.
-Product with lead free meet RoHS requirements.

● Derating Curve

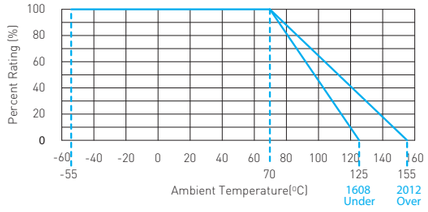

● Dimension

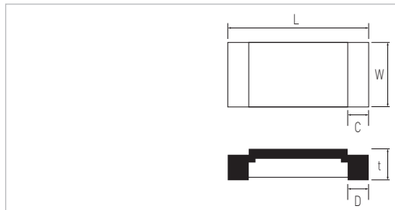

Type	Size Code	Dimension (mm)				
	mm	L	W	C	D	t
1/16W	1005	1.00 ±0.10	0.50±0.05	0.20±0.10	0.25±0.10	0.35±0.05
1/10W	1608	1.60±0.10	0.80±0.05	0.25~0.30	0.30±0.20	0.45±0.05
1/8W	2012	2.05±0.10	1.30±0.10	0.35~0.40	0.40±0.20	0.40~0.55
1/4W	3216	3.10±0.10	1.60±0.10	0.45±0.25	0.50±0.20	0.50~0.65
1/2W	5025	5.00±0.20	2.50±0.20	0.60±0.20	0.60±0.20	0.55±0.10
1W	6332	6.30±0.20	3.20±0.20	0.60±0.20	0.60±0.20	0.55±0.10

● Type Designation

RC	86	TR	1K00	J
Products Code	Power Rating	Style	Nominal Resistance	Resistance Tolerance
	86 : 1/16W 80 : 1/10W 98 : 1/8W 94 : 1/4W 92 : 1/2W 01 : 1W	TR : Reel Type	1R00 : 1Ω 10R0 : 10Ω 1K00 : 1KΩ 1M00 : 1MΩ	F : ±1% J : ±5%

● Rating

Type	Power Rating (W)	Max. Working Voltage (V)	Range (Ω) & Tolerance (%)		Operating Temp. Range (℃)	Ambient Temperature (℃)
			J±5	F±1		
86 (1005)	1/16	50	10~3.3M	10~1M	-55~+125	70
80 (1608)	1/10	50	0~3.3M	10~1M		
98 (2012)	1/8	100	0~10M	10~1M		
94 (3216)	1/4	200	1~10M	10~1M		
92 (5025)	1/2	200	1~10M	10~1M		
01 (6332)	1	200	1~10M	10~1M		

● Performance

Test Items	Performance Requirements	Test Methods
Resistance	Within specified tolerance	Measuring points are 10mm±1mm from the end of cap
T.C.R	R < 10Ω:±500PPM/ ℃ 10Ω < R < 1MΩ :±200PPM/ ℃ R > 1MΩ:±350PPM/ ℃	+25℃/+125℃
Short time Overload	±[2%+0.1Ω]	Rated voltage ×2.5 for 5sec or Max overload voltage
Resistance Against Soldering Test	±[2%+0.1Ω]	260 ± 5℃,2~2.5mm,10 ± 1sec measure resistance After1hr at room temp
Load Life in Moisture	±[5%+0.1Ω]	40 ± 2℃,90~95%RH,1.5hr ON/0.5hr OFF cycle,1,000hr
Load Life in Temperature	±[5%+0.1Ω]	70 ± 2℃,1.5hr ON/0.5hr OFF cycle,1,000hr

Specification given here in may be changed at any time without prior notice. Please confirm technical specifications before you order or use.

RCA Chip Array Resistor

RoHS HF



RCA is chip networks. It usually use to pull-up or pull-down resistance for digital circuitry.

● Features

-Excellent current sensing, Voltage division and frequency. response characteristics.
-Over coating is molding compound UL-94 grade.
-Low inductance less 1nH.
-1/2W, 2W, 3W are now developed.

● Dimension

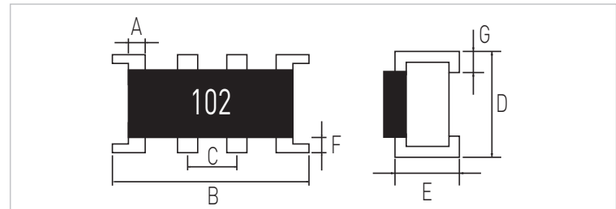

Type	Dimension (mm)						
	A	B	C	D	E	F	G
1/16W	0.56±0.10	3.20±0.20	0.80±0.05	1.60±0.20	0.50±0.10	0.30±0.10	0.30MAX

● Type Designation

RCA	86	TR	1K00	J
Products Code	Power Rating	Style	Nominal Resistance	Resistance Tolerance
	86 : 1/16W	TR : Reel Type	10R0 : 10Ω 100R : 100Ω 1K00 : 1KΩ 10K0 : 10KΩ	J : ±5%

● Derating Curve

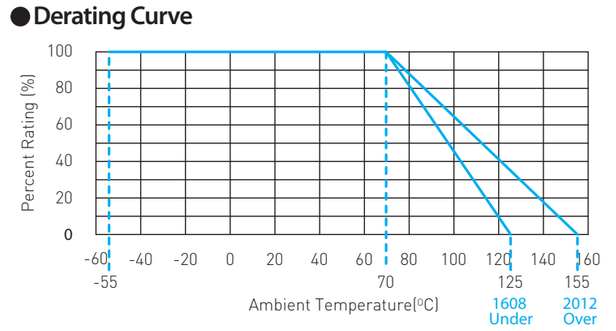

● Rating & Shape

Type	Power Rating (W)	Max. Working Voltage (V)	Resistance Range (Ω)	Resistance Tolerance (%)	Operating Temp. Range (℃)	Ambient Temperature (℃)
86	1/6	50	6.8~15K	J : ±5	-55~+125	70

● Performance

Test Items	Performance Requirements	Test Methods
Resistance	Within specified tolerance	Measure resistance at 25℃
T.C.R	R < 10Ω:±500PPM/ ℃ 10Ω < R < 1MΩ :±200PPM/ ℃ R > 1MΩ:±350PPM/ ℃	+25℃/+125℃
Short Time Overload	±[2%+0.1Ω]	Rated voltage ×2.5 for 5sec or Max overload voltage
Resistance Against Soldering Test	±[2%+0.1Ω]	260 ± 5℃,2~2.5mm,10 ± 1sec measure resistance After1hr at room temp
Load Life in Moisture	±[5%+0.1Ω]	40 ± 2℃,90~95%RH,1.5hr ON/0.5hr OFF cycle,1,000hr
Load Life in Temperature	±[5%+0.1Ω]	70 ± 2℃,1.5hr ON/0.5hr OFF cycle,1,000hr

Specification given here in may be changed at any time without prior notice. Please confirm technical specifications before you order or use.

Resistor