ANG series


ANGL 32-S50

특징

- 자석 표준내장형 입니다.
- 내횡하중 및 고정도의 회전방지가 가능합니다.
- 미끄럼베어링,볼베어링등 용도에따라 선택 가능합니다.

표시기호
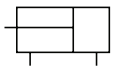
복동/편로드

형식기호

ANG ① [M] ② - [20] ③ - S ④ [75] ⑤ [Z73K] ⑥ [S]

① 시리즈

ANG	가이드 박형 실린더

② 베어링 종류

M	미끄럼베어링
L	볼베어링

③ 튜브내경

규격표시	내경	규격표시	내경
12	Ø12	40	Ø40
16	Ø16	50	Ø50
20	Ø20	63	Ø63
25	Ø25	80	개발중
32	Ø32	100	개발중

④ 실린더행정

구분 / 튜브내경	표준
Ø12	10, 20, 30, 40, 50, 75, 100
Ø16	
Ø20	20, 30, 40, 50, 75, 100
Ø25	
Ø32	25, 50, 75, 100, 125, 150
Ø40	
Ø50	
Ø63	
Ø80	개발중
Ø100	

※ 위의 표준행정 이외의 중간행정 (5행정마다)은 5, 10, 15, 20mm 폭의 스페이서를 장착하여 제작합니다.

예) ANGM20-S25의 경우 ANGM20-S30의 본체내부에 5mm 스페이서를 장착합니다. 외형치수는 ST30과 동일 치수입니다.

⑤ 오토스위치 종류

유접점	모델	무접점	모델
A90	D-A90K	F9N	D-F9NK
A93	D-A93K	F9P	D-F9PK
A96	D-A96K	F9B	D-F9BK
Z72K	D-Z72K	Y59A	D-Y59AK
Z73K	D-Z73K	Y7P	D-Y7PK
Z80K	D-Z80K	Y59B	D-Y59BK

※ Z□□K / Y□□타입은 Ø32~Ø63의 하부 (취부면)에만 사용할 수 있습니다.

※ 상세한 내용은 센서사양 PAGE를 참고 하십시오.

⑥ 오토스위치 수량

무기호	2개
S	1개
N	N (3, 4, 5...)

※ 스위치 부착형에 적용됩니다.

표준사양

형식	복동형	
	Ø12, Ø16	Ø25~Ø100
사용유체	공기	
보증내압력	14.7kgf/㎠(1.5MPa)	
최고사용입력	9.9kgf/㎠(1.0MPa)	
최저사용입력	1.2kgf/㎠ (0.12MPa)	1.0kgf/㎠ (0.1MPa)
주위온도 및 사용유체 온도	-10℃~+60℃	
사용 피스톤 속도	50~500mm/s	
쿠션	양쪽 RUBBER 쿠션	
급유	무급유 (단, 급유시 터빈유 ISO VG32 또는 상당품)	
행정길이의 허용차	$^{+1.5}_{0}$ mm	

회전방지정도

튜브내경 (mm)	회전방지정도 θ	
	ANGM	ANGL
Ø12	±0.07°	±0.10°
Ø16		
Ø20	±0.06°	±0.09°
Ø25		
Ø32	±0.06°	±0.08°
Ø40		
Ø50	±0.05°	±0.06°
Ø63		
Ø80		
Ø100		

ANG series

구조도

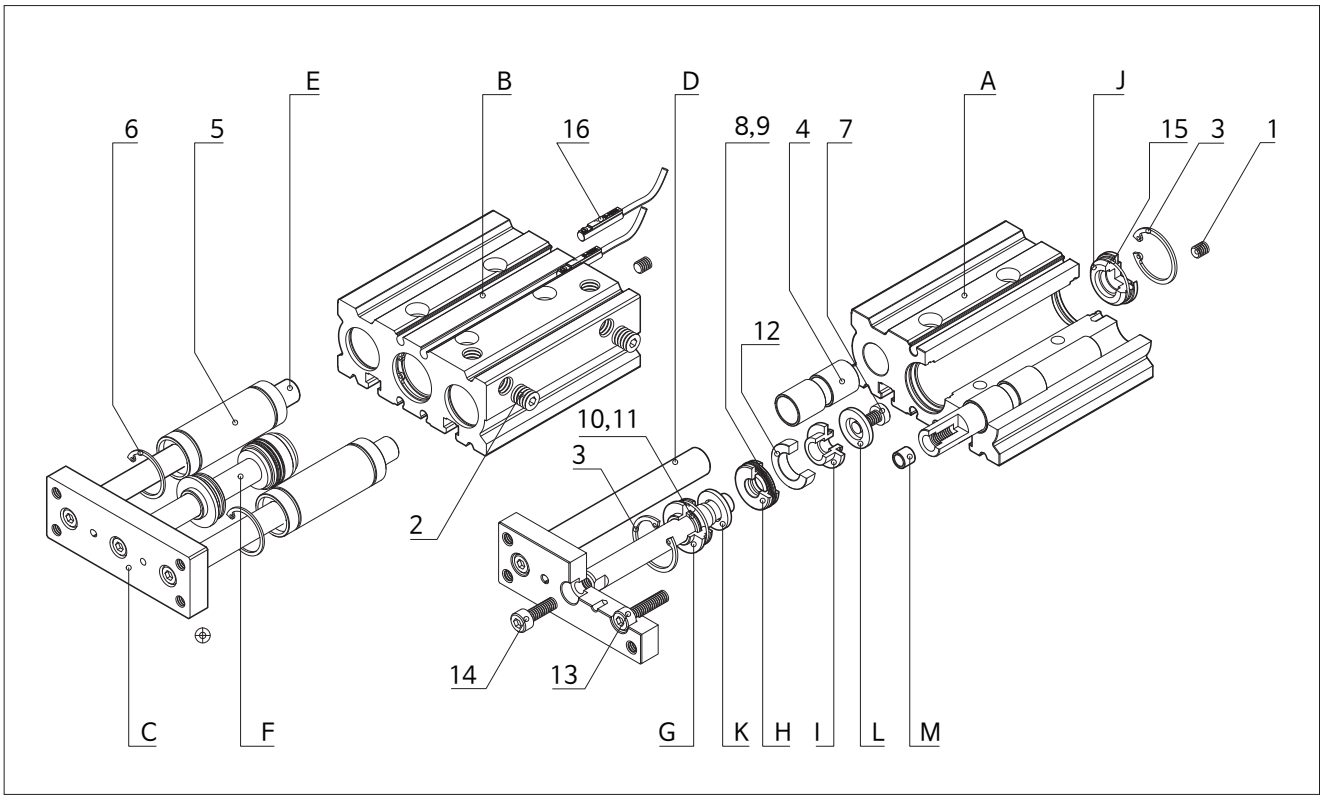

번호	부품명	재질	비 고
A	SLIDE BODY-M	A6063-T5	ANGM
B	SLIDE BODY-L	A6063-T5	ANGL
C	FRONT PLATE	SS41	
D	PISTON ROD	SM45C	
E	GUIDE ROD-M	SM45C	ANGM
F	GUIDE ROD-L	SUJ2	ANGL
G	ROD COVER	C3604	
H	PISTON	C3604	
I	M/G COVER	C3604	
J	HEAD COVER	A6061	
K,L	DAMPER	URETHANE	
M	BOLT HOLDER		

번호	부품명	비 고
1	무두 볼트	
2	PLUG-IN BOLT	
3	SNAP RING	
4	DU BUSH	ANGM
5	BALL BUSH	ANGL
6	SNAP RING	ANGL
7	낮은머리 렌치볼트	
8	피스톤 패킹	
9	오링	
10	로드 패킹	
11	오링	

번호	부품명	비 고
12	마그네트	RUBBER
13	가이드 로드 체결볼트	
14	피스톤 로드 체결볼트	
15	오링	
16	마그네틱 센서	
17		
18		
19		
20		

중량표

단위 : kg

튜브내경 (mm)	표준 행정 - ANGM (미끄럼 베어링)									
	10	20	25	30	40	50	75	100	125	150
ø12	0.24	0.28	-	0.32	0.36	0.40	0.52	0.62	0.74	0.84
ø16	0.34	0.40	-	0.45	0.51	0.56	0.73	0.86	1.04	1.18
ø20	-	0.67	-	0.75	0.84	0.92	1.16	1.37	1.57	1.78
ø25	-	0.98	-	1.09	1.21	1.32	1.69	1.98	2.27	2.56
ø32	-	-	1.53	-	-	1.91	2.44	2.82	3.21	3.59
ø40	-	-	1.74	-	-	2.16	2.73	3.15	3.57	3.99
ø50	-	-	3.01	-	-	3.63	4.49	5.11	5.73	6.35
ø63	-	-	3.79	-	-	4.52	5.48	6.20	6.93	7.66

단위 : kg

튜브내경 (mm)	표준 행정 - ANGL (볼 베어링)									
	10	20	25	30	40	50	75	100	125	150
ø12	0.24	0.28	-	0.31	0.36	0.40	0.49	0.58	0.69	0.76
ø16	0.33	0.38	-	0.43	0.50	0.55	0.68	0.81	0.96	1.08
ø20	-	0.68	-	0.75	0.86	0.93	1.13	1.32	1.53	1.72
ø25	-	0.97	-	1.07	1.24	1.34	1.60	1.86	2.17	2.43
ø32	-	-	1.40	-	-	1.74	2.19	2.52	2.92	3.26
ø40	-	-	1.70	-	-	2.08	2.56	2.94	3.38	3.75
ø50	-	-	2.87	-	-	3.43	4.17	4.72	5.36	5.91
ø63	-	-	3.67	-	-	4.33	5.18	5.84	6.59	7.25

ANGM(L) 12-50 기준 치수도

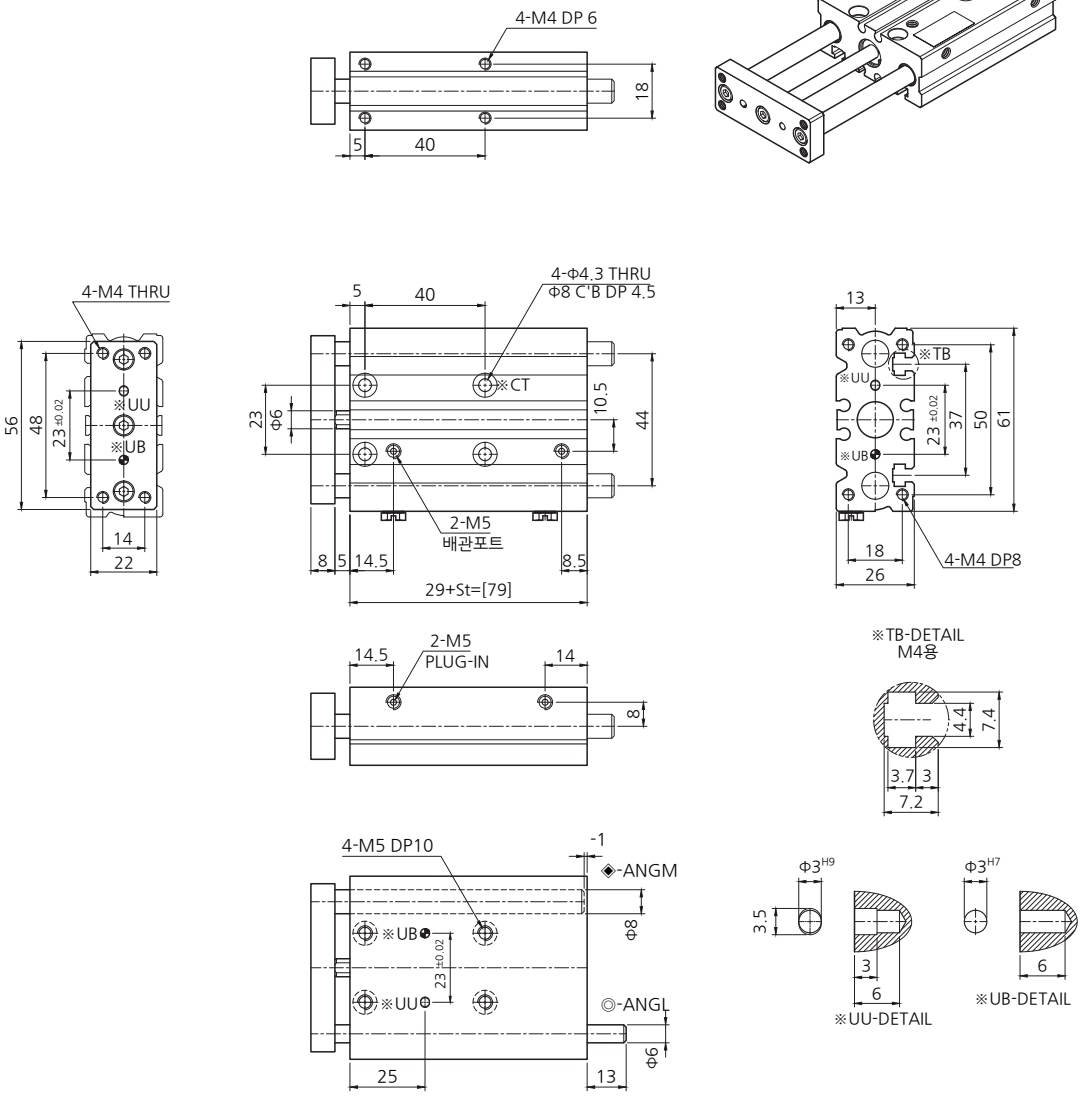

ANGM(L) 12-기타행정 변동 치수도

● St=10

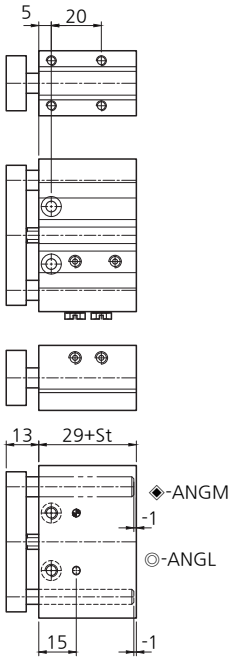

● St=20(30)

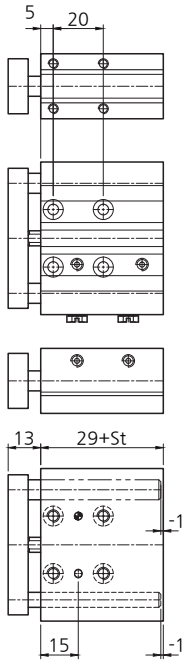

● St=40(50)

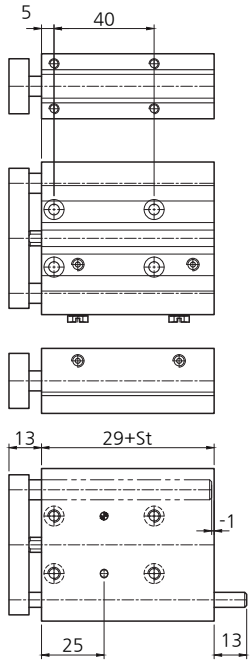

● St=75(100)

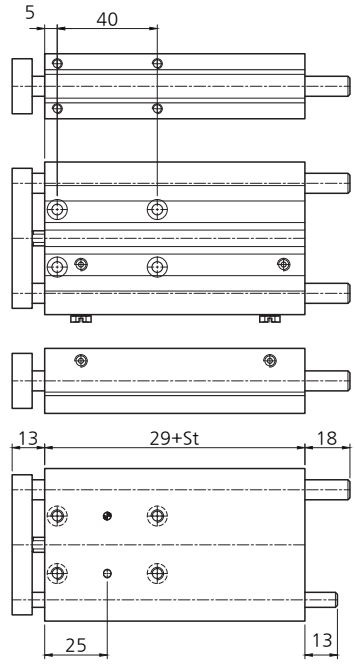

● St=125(150,175,200)

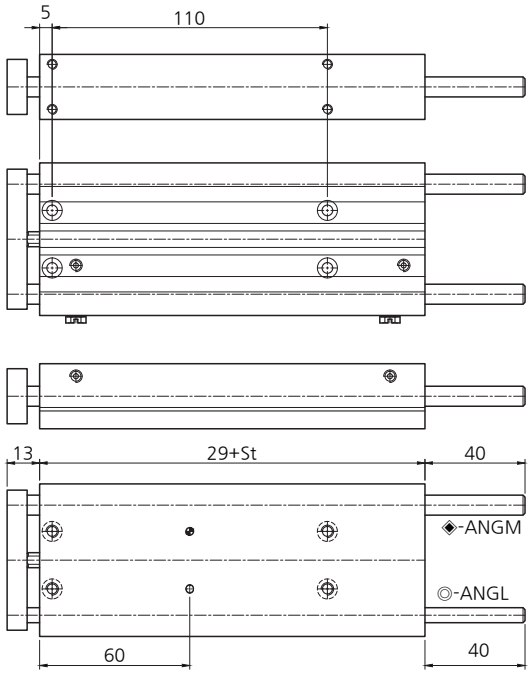

● St=250

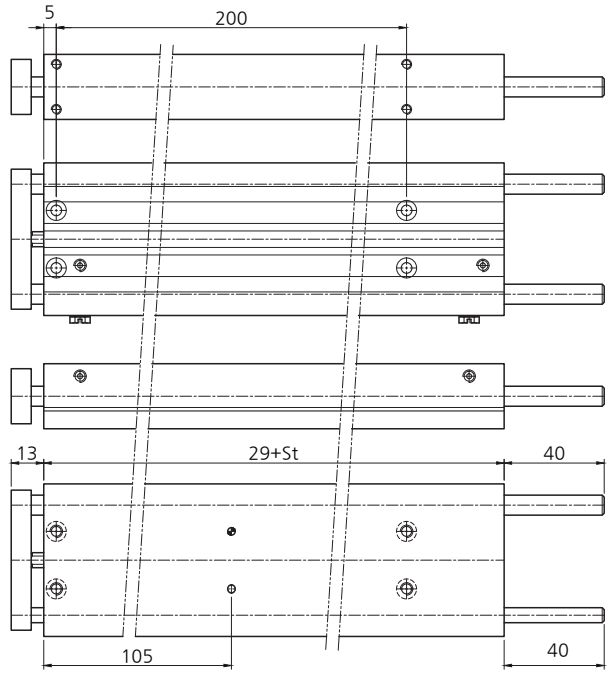

ANGM(L) 16-50 기준 치수도

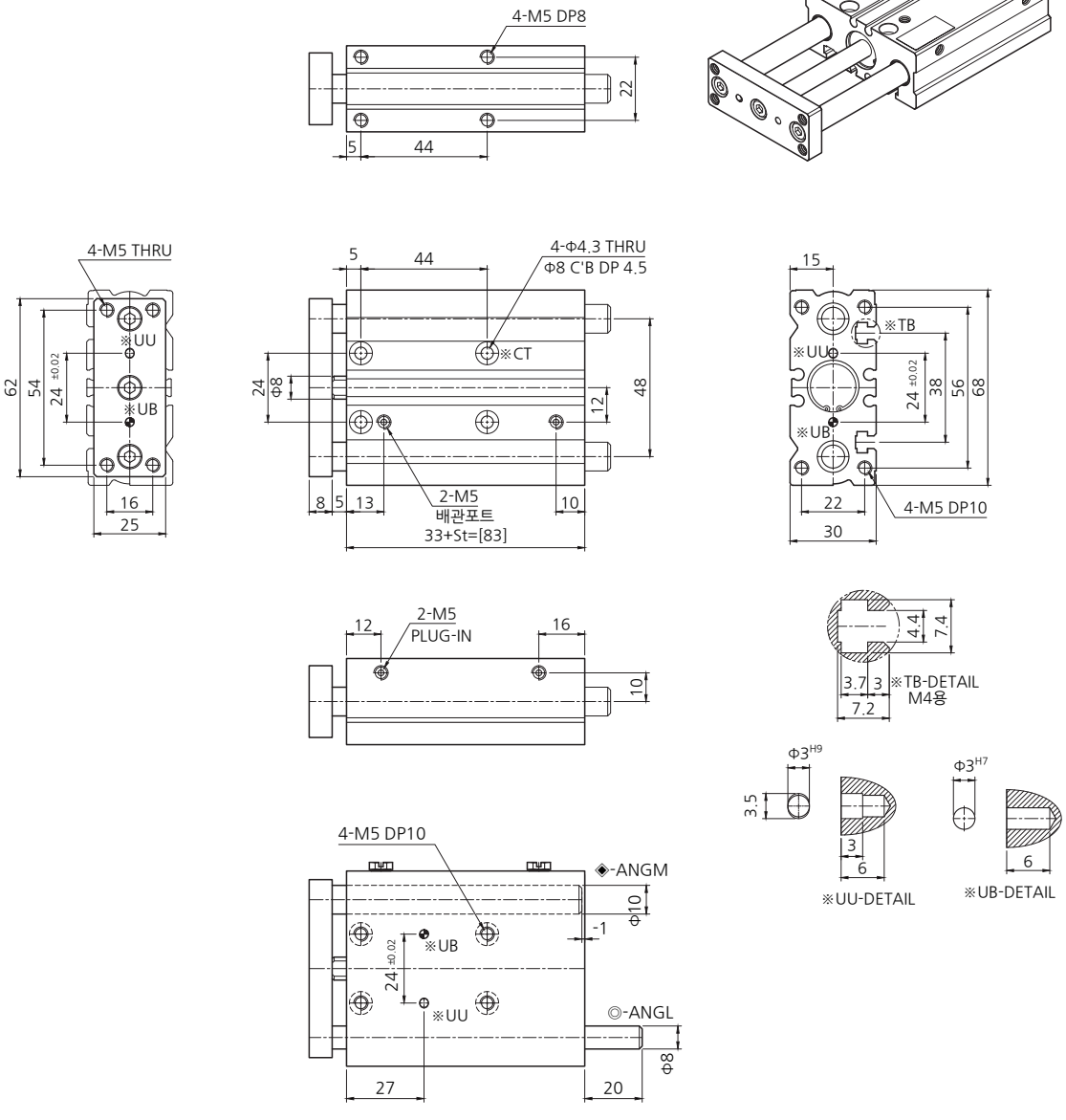

ANGM(L) 16-기타행정 변동 치수도

● St=10

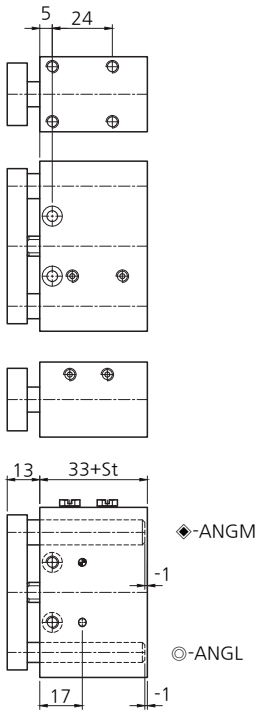

● St=20(30)

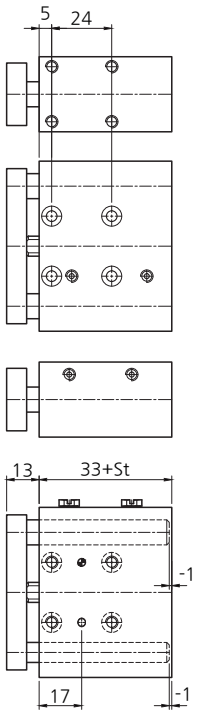

● St=40(50)

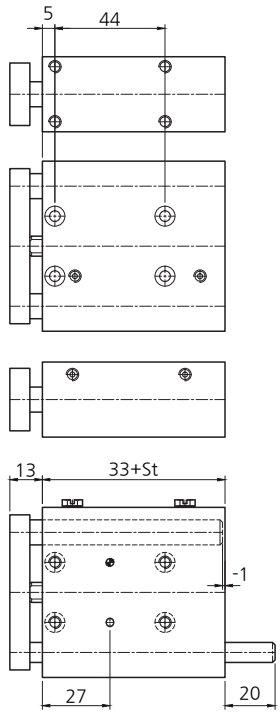

● St=75(100)

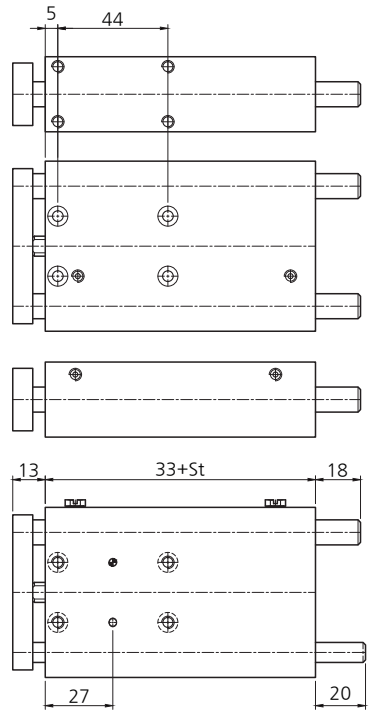

● St=125(150,175,200)

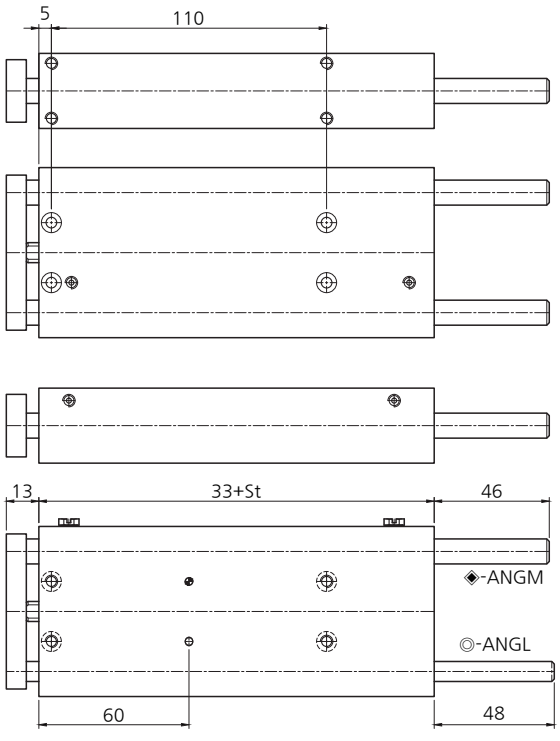

● St=250

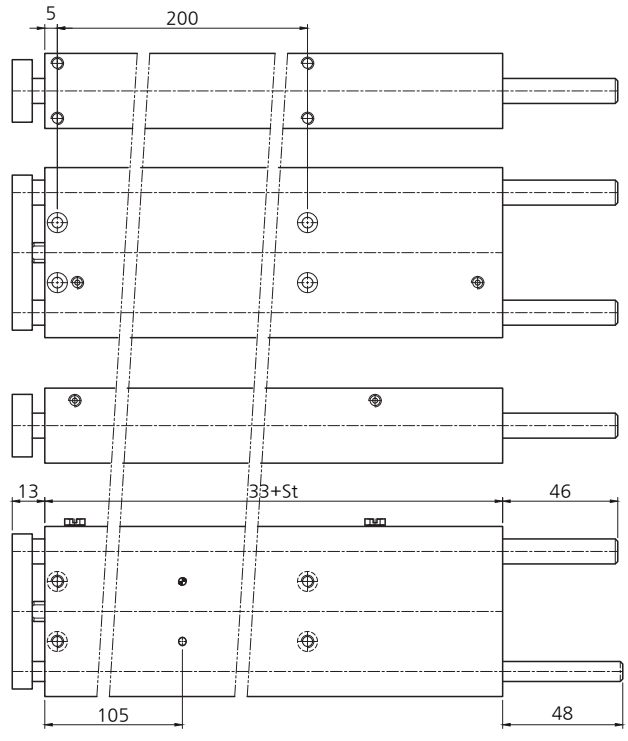

ANGM(L) 20-50 기준 치수도

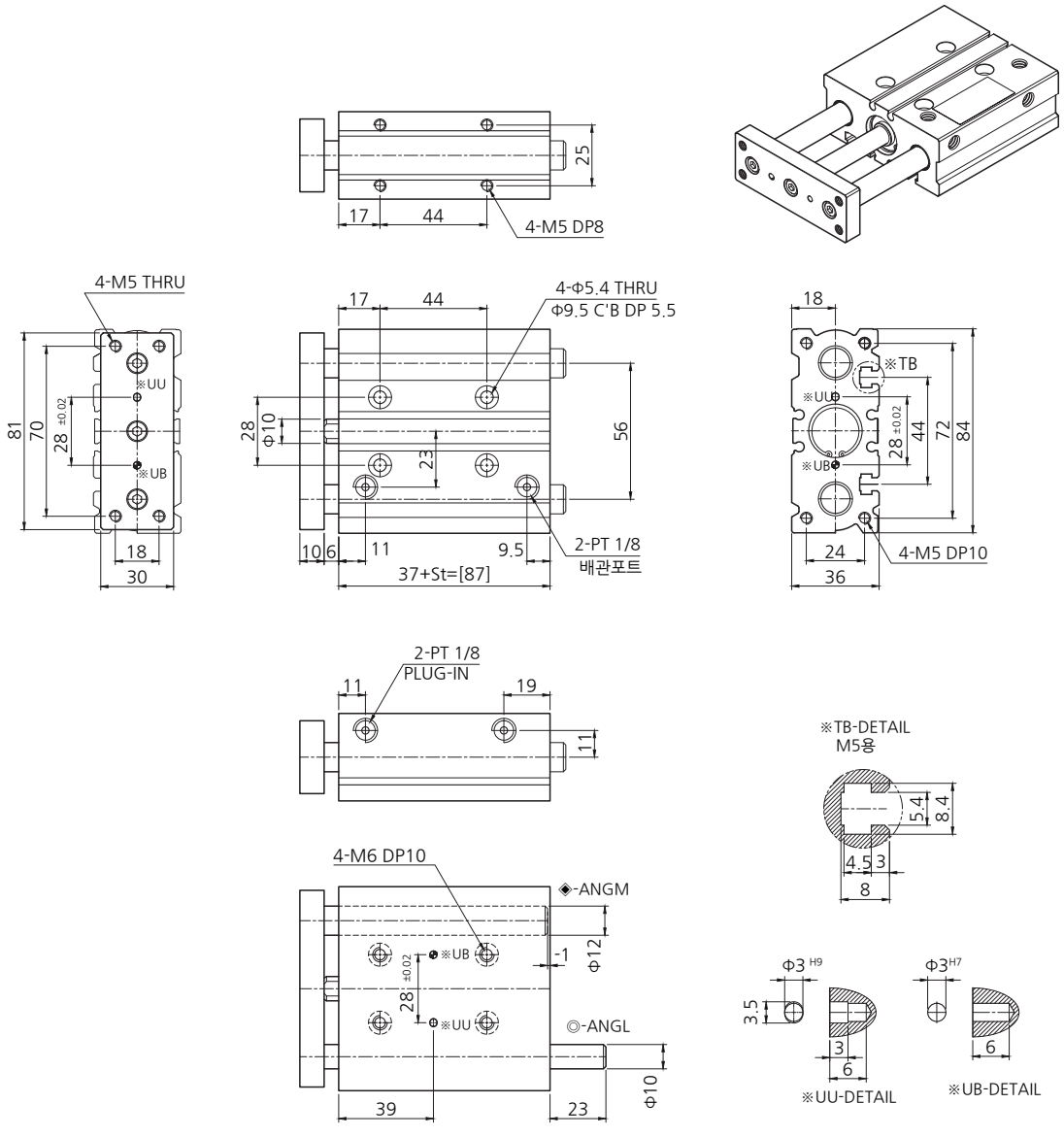

ANGM(L) 20-기타행정 변동 치수도

● St=20 (30)

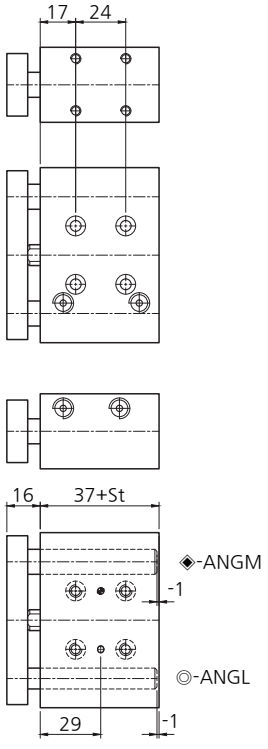

● St=40 (50)

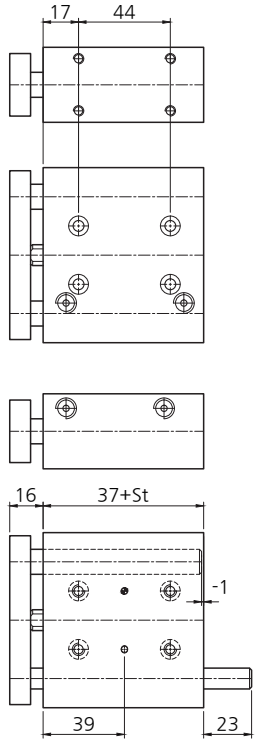

● St=75 (100)

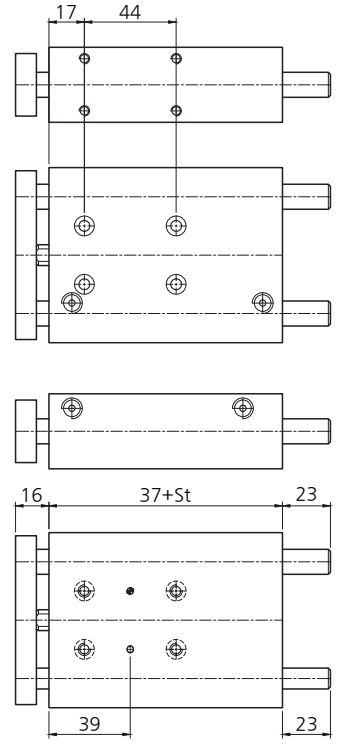

● St=125 (150,175,200)

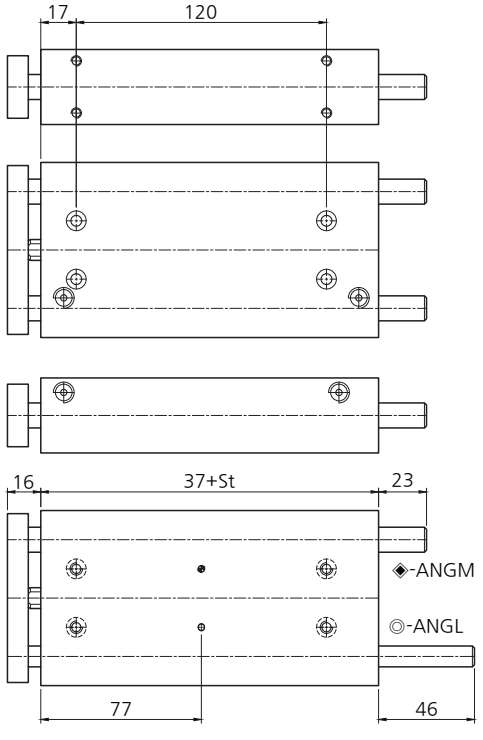

● St=250 (300)

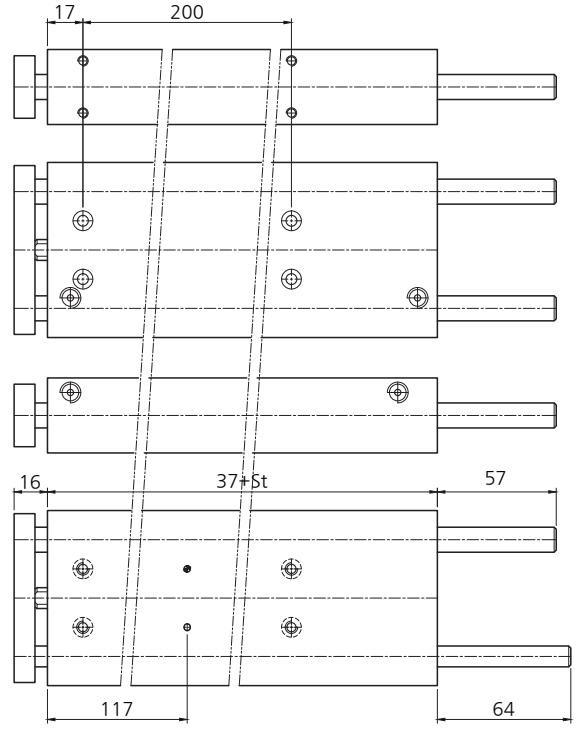

ANGM(L) 25-50 기준 치수도

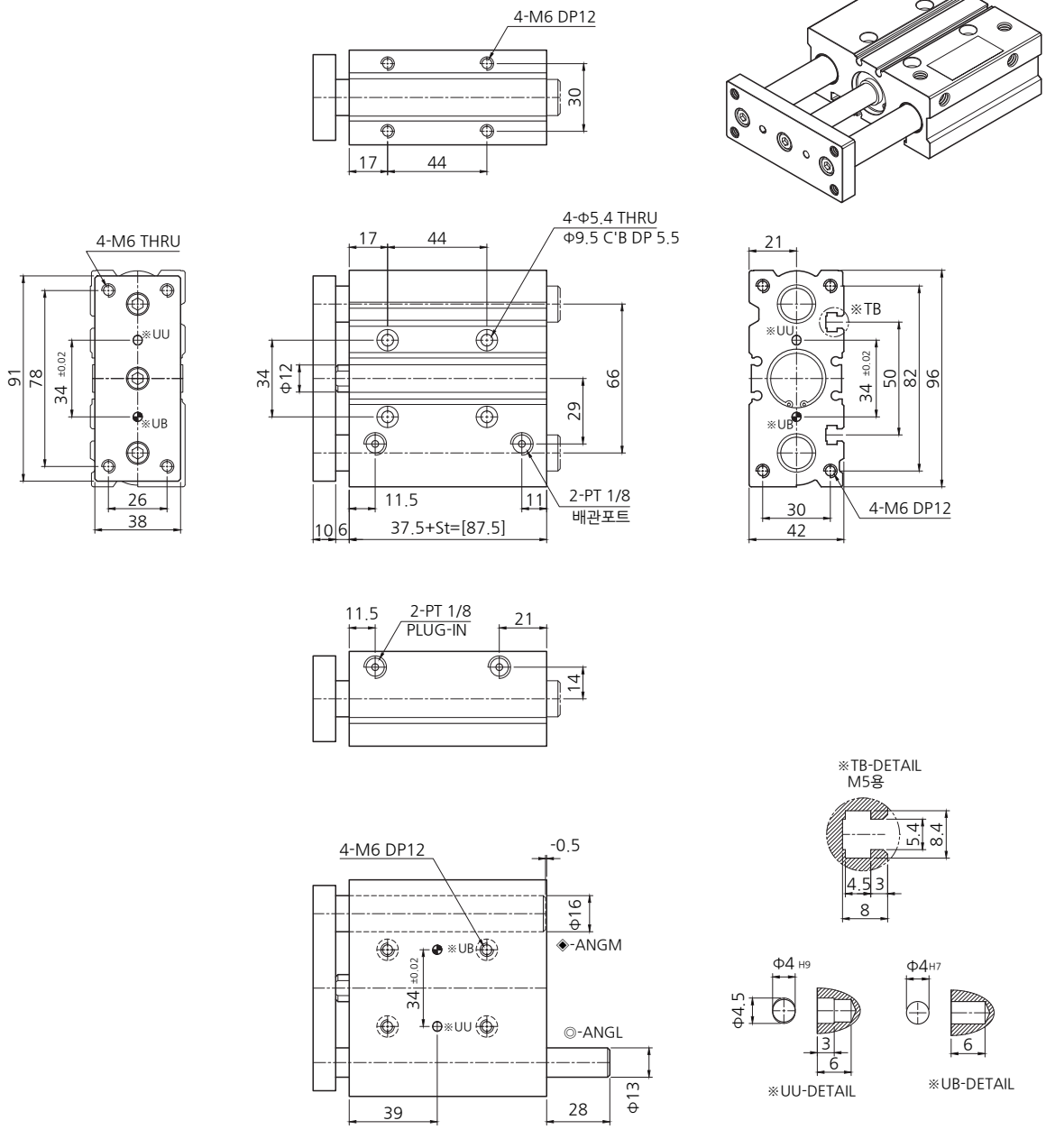

ANGM(L) 25-기타행정 변동 치수도

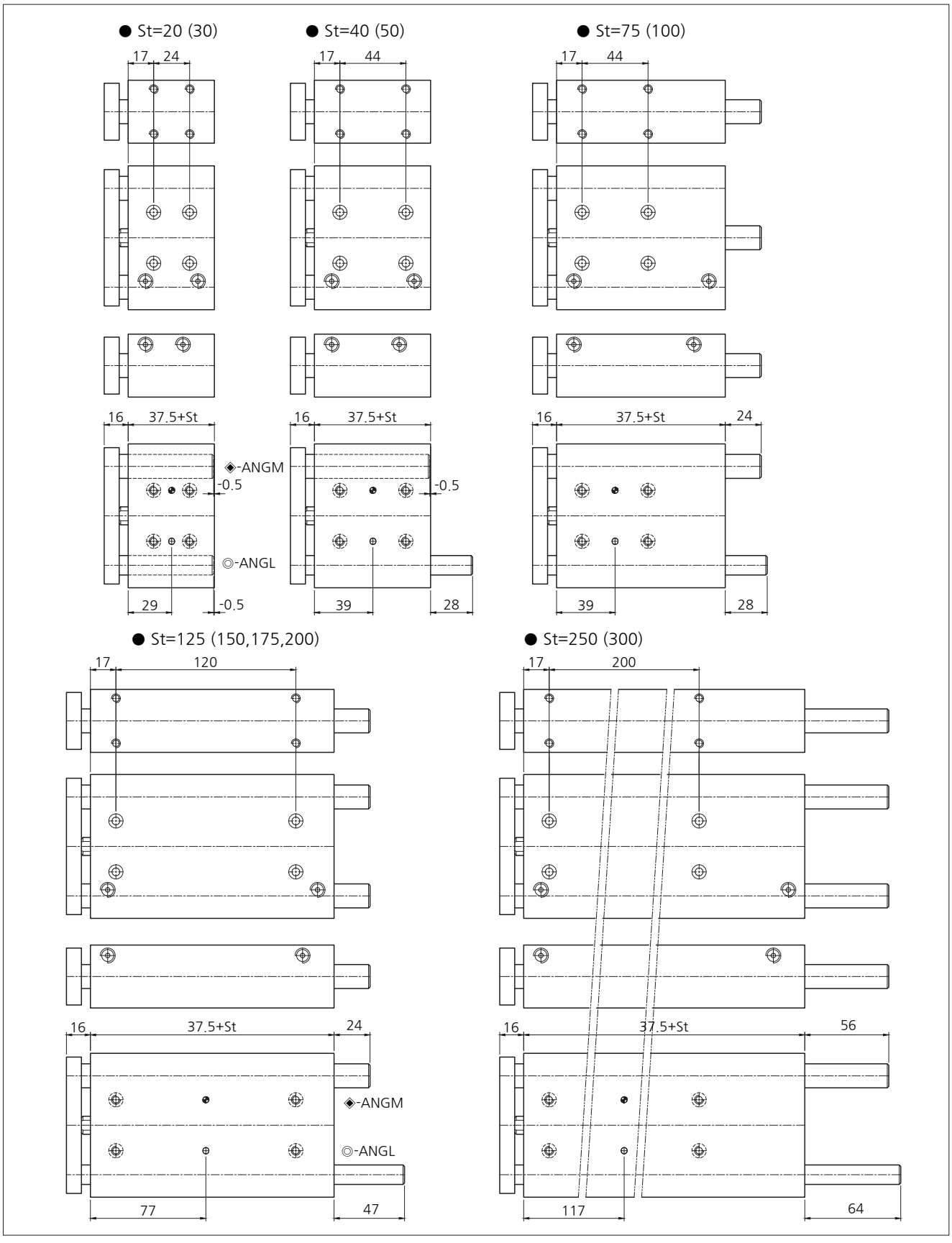

ANGM(L) 32-50 기준 치수도

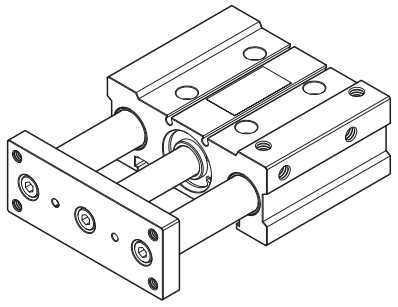

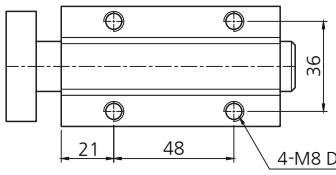

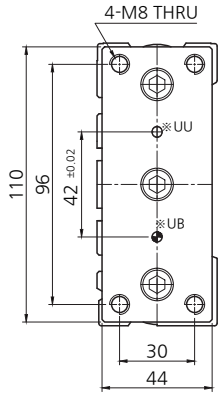

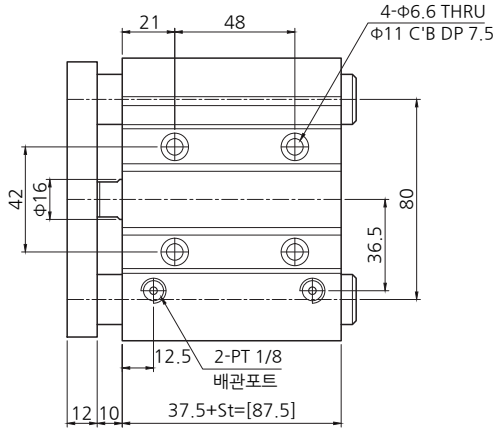

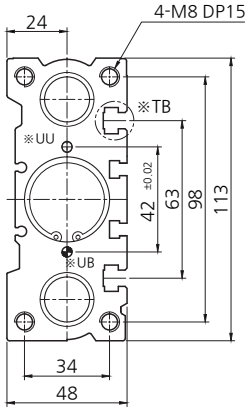

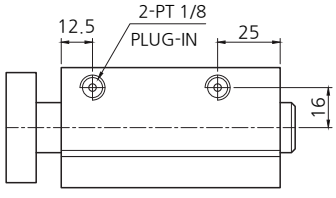

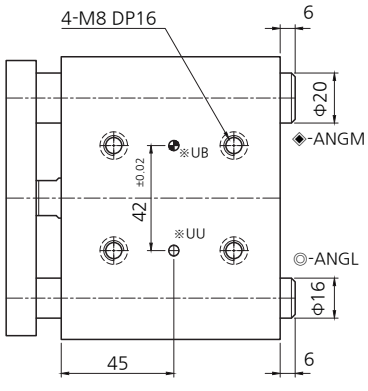

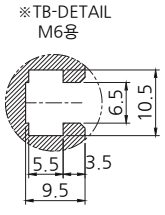

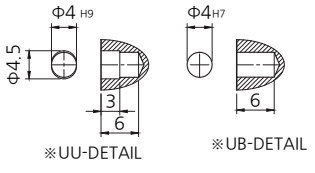

ANGM(L) 32-기타행정 변동 치수도

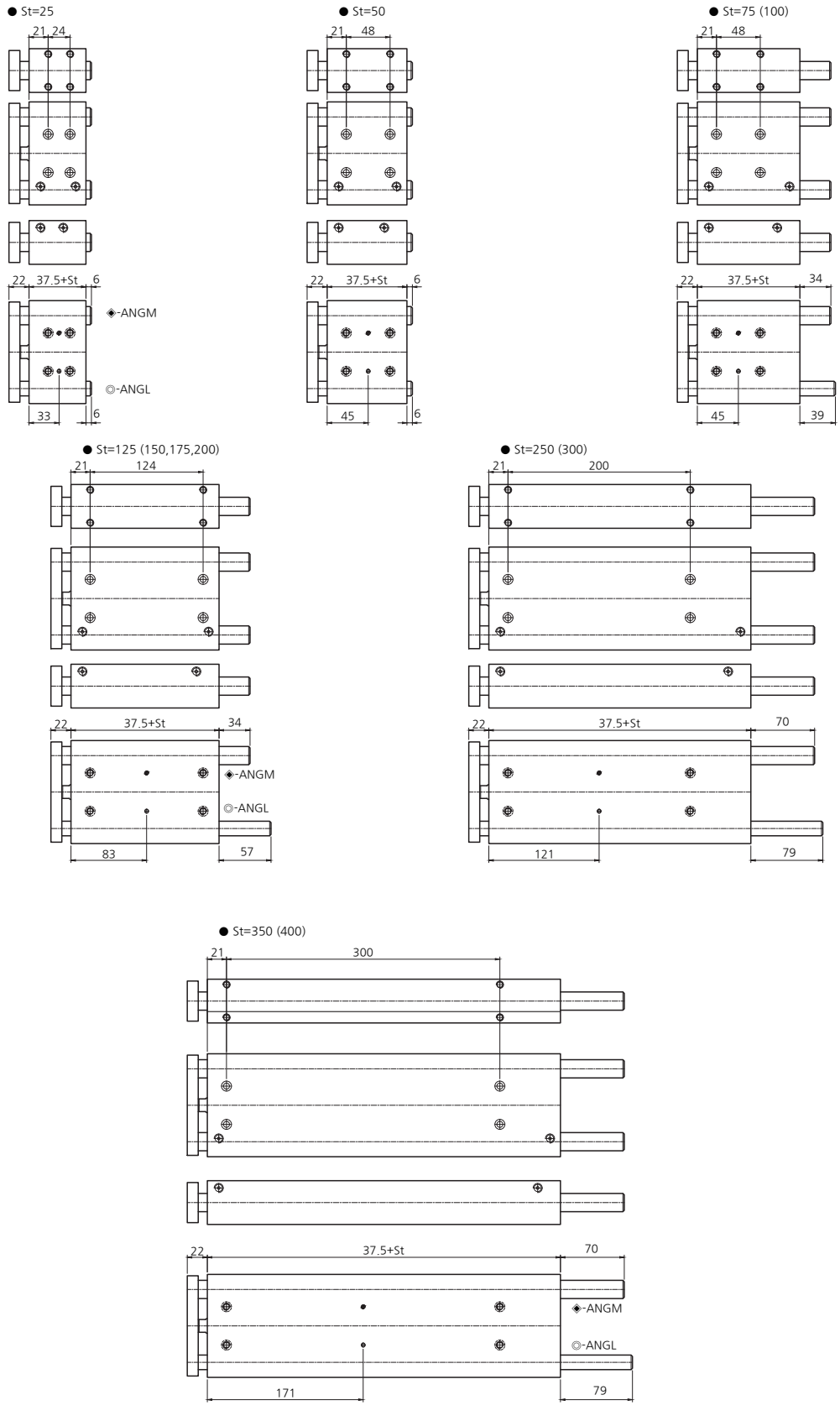

ANGM(L) 40-50 기준 치수도

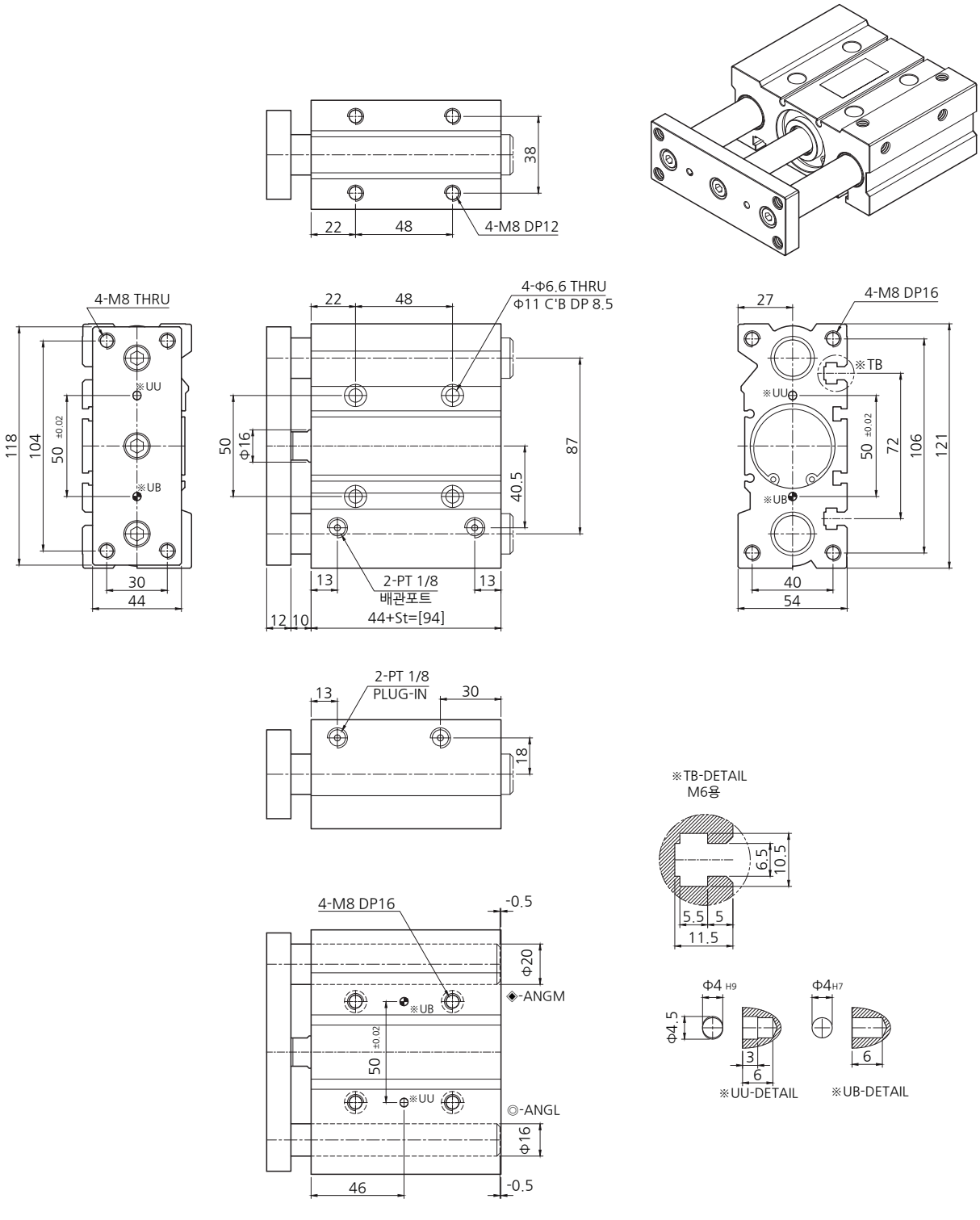

ANGM(L) 40-기타행정 변동 치수도

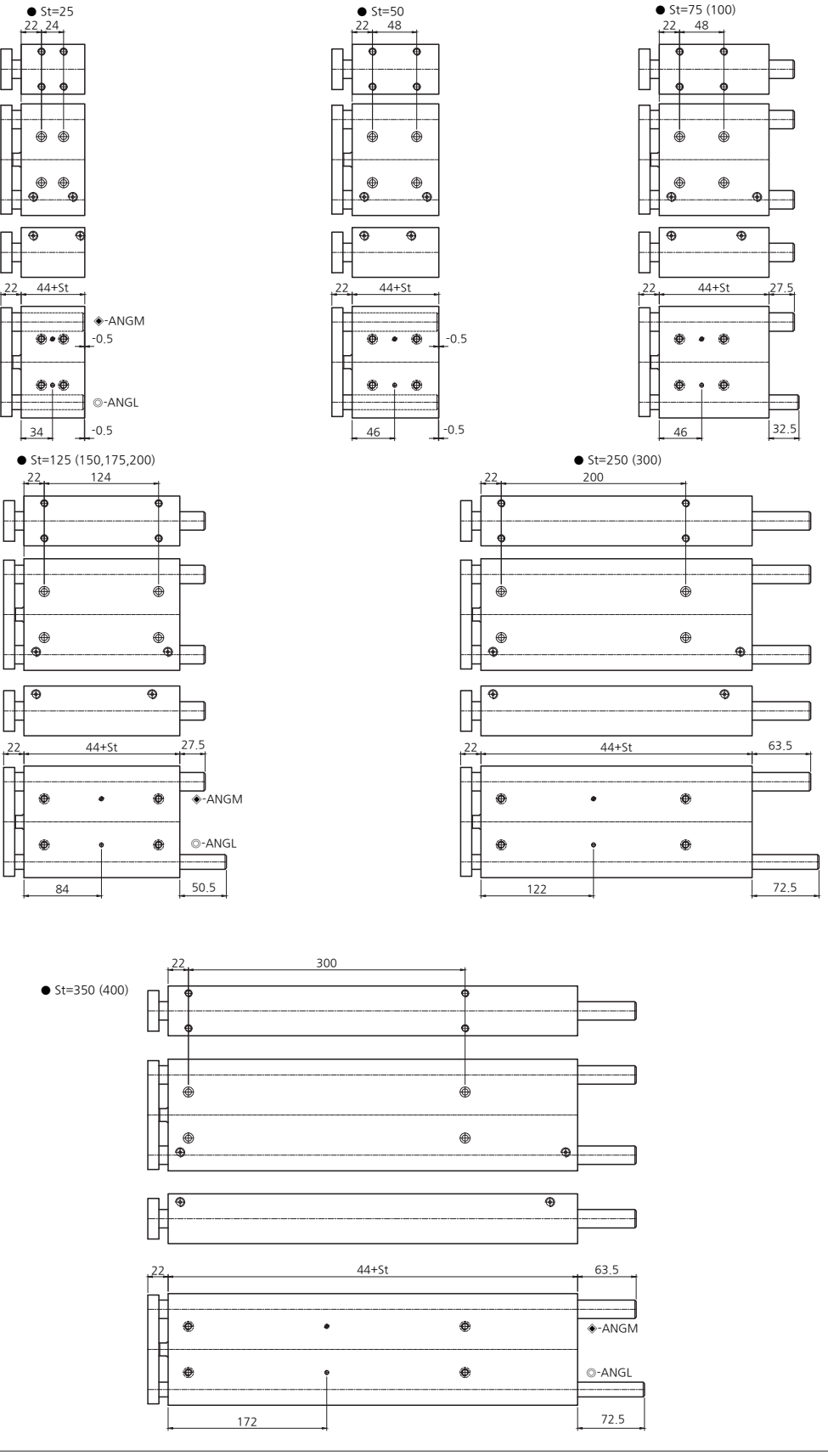

ANGM(L) 50-50 기준 치수도

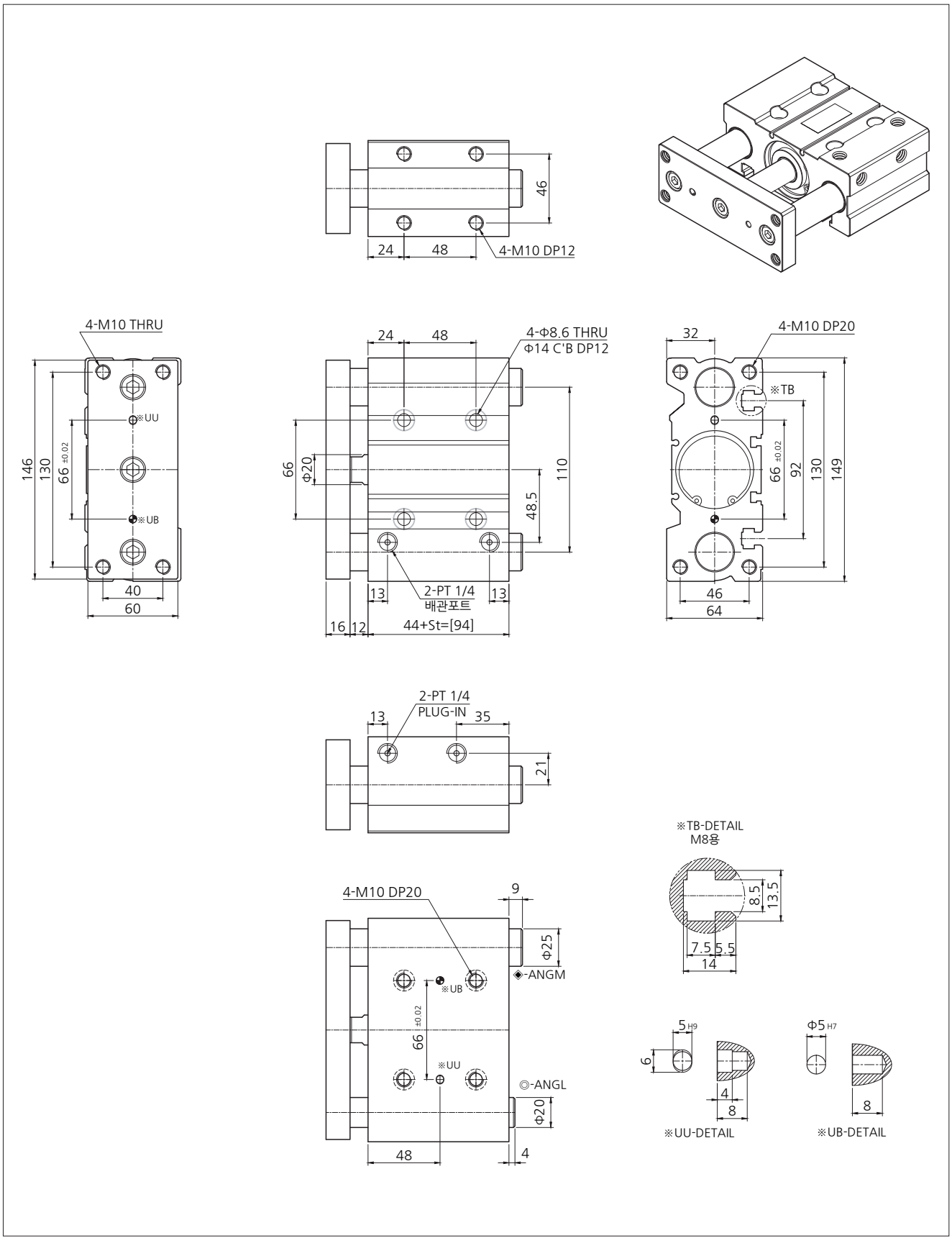

ANGM(L) 50-기타행정 변동 치수도

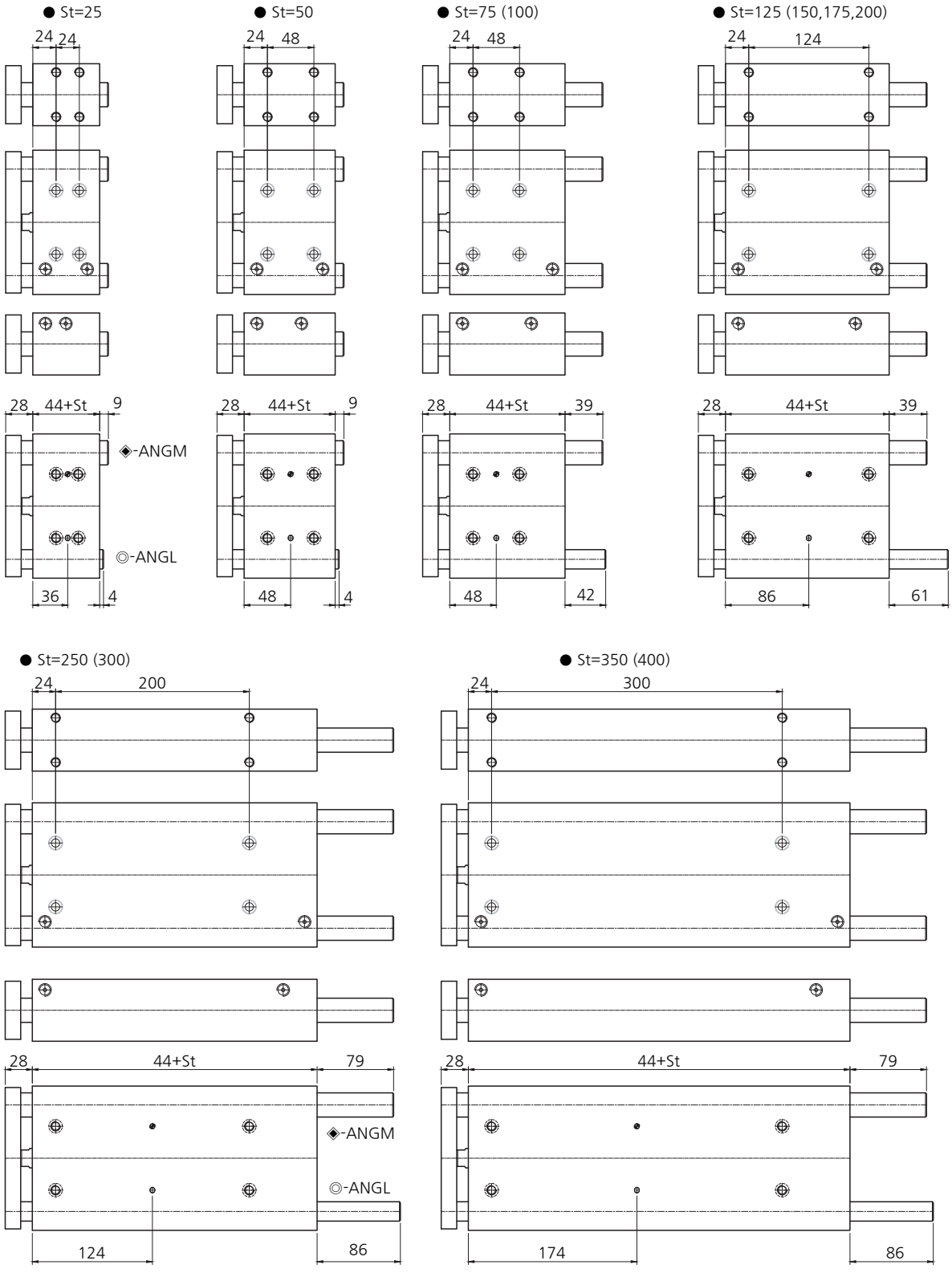

ANGM(L) 63-50 기준 치수도

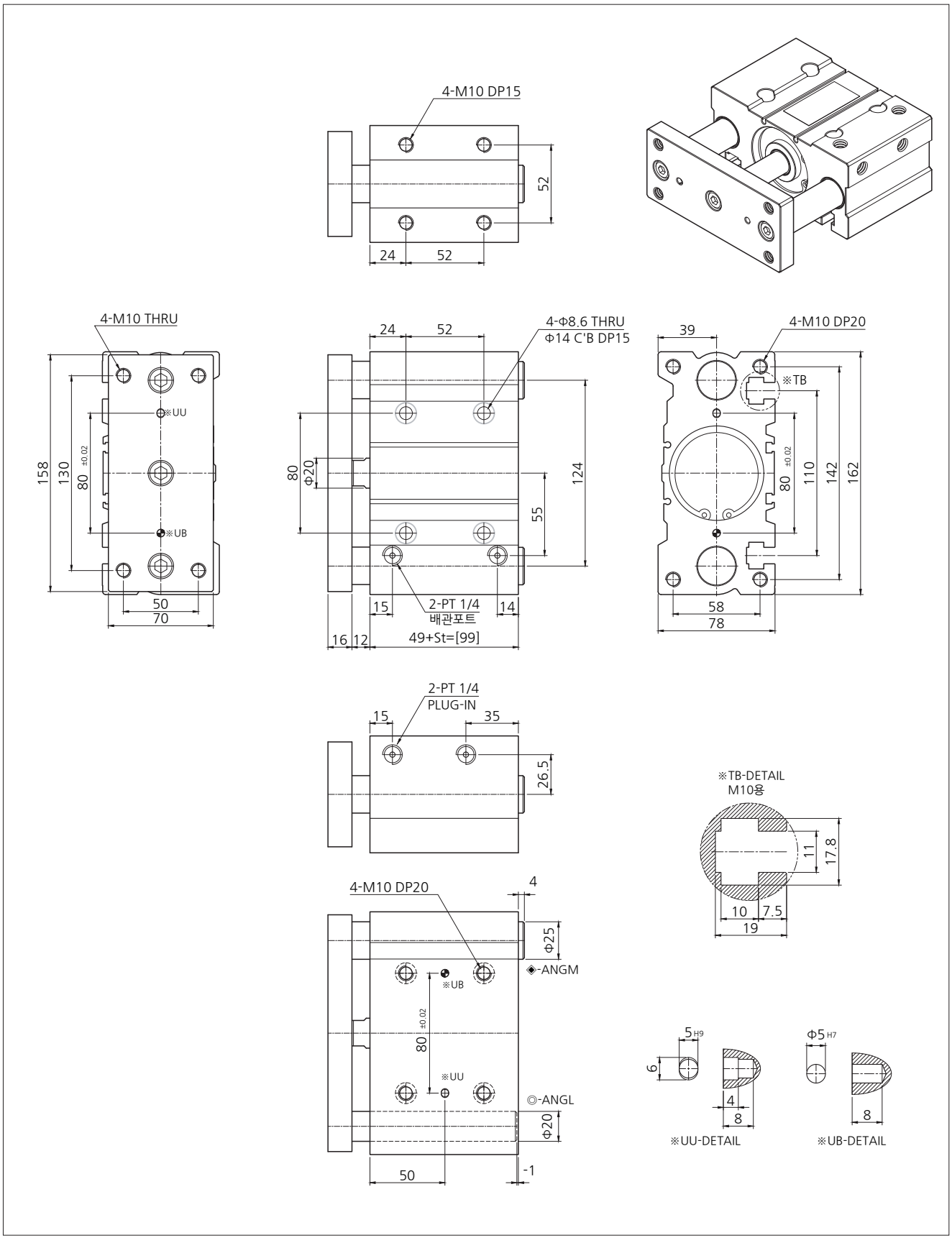

ANGM(L) 63-기타행정 변동 치수도

